

# MBH investment funds

## Monthly fact sheet




## Investment policy

The fund's investment objective is to take reasonable equity risks in a flexible manner, while having the core of the portfolio invested in government bonds, thereby achieving superior returns compared to government bonds in the long run. Besides lower-risk government bond investments, the Fund may also invest in assets with a higher degree of risk, and thus a higher return potential, thus enabling it to optimize returns by taking reasonable risks. The Fund is actively managed by allocating between different segments of mainly global bond, equity markets, but the Fund can invest in alternatives like commodities, real estate, etc. as well. The Fund may use derivatives to reduce its risk exposure.

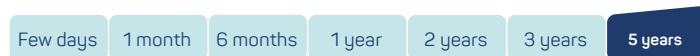
## Recommended for

those who want to optimize the return on their long-term investments while taking reasonable equity risks; those who are looking for a flexible, liquid form of investment; those who seek an investment that inherently adapts to different market environments thanks to active management; those who plan to invest multiple times a year, and whose investment size ranges from small amounts up to large sums; those who want to invest their savings in order to achieve long-term goals, typically beyond a 5-year time horizon (eg pension goal; purchase of real estate, big-ticket spending, etc.)

## Aggregate risk indicator



## Recommended investment horizon



## Performance

	3 months	6 months	1 year	3 years	5 years	Since launch date	2024	2023	2022	2021	2020
	Periodic yield		Annualized yield			Calendar year performance					
Fund	1.82%	4.73%	13.65%	10.19%	6.94%	5.62%	13.10%	20.62%	-14.40%	4.43%	6.79%
Benchmark	0.58%	1.47%	8.57%	7.90%	3.28%	4.65%	6.90%	20.11%	-11.54%	-3.63%	3.55%

Based on net asset value/unit, after deduction asset management fee, custody fee and other charges, over one year period annualized yield rates. Yields and performance of past periods do not guarantee future performance of the fund.

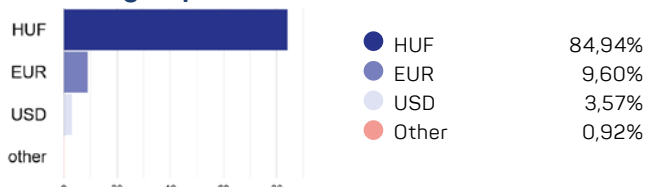
## Portfolio manager



Czipra Gábor  
portfolio manager

He graduated from the Corvinus University of Budapest with a degree in finance in 2007, then started his professional career at Aegon Fund Management as a junior portfolio manager, and later as an active bond manager in insurance and fund asset management at the national and regional level. From the beginning of 2012, he continued at Takarékszövetkezet Fund Management as an investment manager. He joined the team of MKB Investment Fund Management at the beginning of 2016, where he was responsible for managing bond and absolute yield portfolios, and is currently performing this activity as a member of the MKB-Pannónia Fund Management team. In the 2019 Privátbankár.hu Klasszis professional competition, the funds managed by it took first place: in the Best Absolute Yield Non-Derivative Fund and Best Advanced Market Equity Fund categories.

## Net currency exposure



## Key facts

ISIN	HU0000712203
Currency of the fund	HUF
Launch date	April 1, 2013
Fund type	balanced mixed fund
Settlement date	T+3 banking day
Net Asset Value	168,285,158,413
Price/Unit	1.942216
Benchmark	70% MAX Index + 10% RMAX Index + 5% BUX Index+ 7.5% MSCI ACW Index + 2.5% MSCI EM Index + 5% StoxxEurope600 Index

## Risk indicators of the Fund

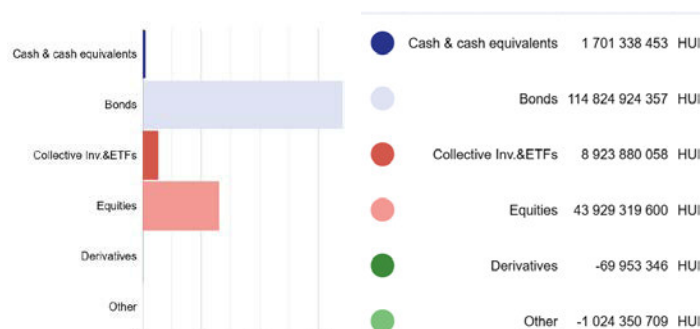
Net risk exposure 106,05%

	6 months	1 year	3 years
Standard deviation	3.2%	3.9%	6.4%
Sharpe Ratio	0.62	1.98	0.19

## Net asset value and price/unit



## Portfolio breakdown



## Top holdings over 10%

## Investment activity

In May we hold local market equity exposure higher than the benchmark weight, we prefer this particular asset class compared to the bond or global equity. Interest rate risk of the Fund is lower than the benchmark, and we diversify the geographical and FX exposure. Non-HUF exposure of the fund was around 13% at the end of the period.

## Glossary

**Unit Price (Net Asset Value per Unit):** shows how much of the Fund's assets are available per unit, at which value units can be purchased or redeemed. We present the unit price according to the date of preparation of the report - the last distribution day of the previous month.

**Settlement:** how long after the purchase / redemption order the financial settlement takes place. (Eg: in the case of day T + 3, the transaction will be settled according to the unit price valid on the 3rd trading day after the order is placed.)

**Investment period:** the investment period is usually divided into short, medium and long term. In the short term, they typically think for a period of about one year, in the medium term for a period of about one to three years, and in the long term for more than 5 years. The recommended minimum investment period is determined in relation to the Fund's risk (the degree of historical exchange rate fluctuations experienced).

**ISIN:** (International Securities Identification Number): a unique international identifier for securities.

**Aggregate risk indicator:** provides guidance on the risk level of this product relative to other fund products. It shows how likely this product is to cause a financial loss because of the market movements or because we cannot pay you. The indicator is based on the fluctuations in daily returns of the retrospective values modelled on the Fund's theoretical portfolio composition over the past 10 years. Lower values typically mean lower risk and lower expected returns, while towards higher values the risk and expected return increase. This classification may change over the life of the Fund.

**Net asset value:** the assets of investment funds less the value of their liabilities, the market value of the total assets managed by the fund. We present a value determined according to the date of preparation of the report - the last distribution day of the previous month.

**Portfolio:** means the composition and totality of the assets held by investment funds.

**Standard deviation:** the average deviation of the yields from the average value, ie the fluctuation of the daily yields achieved in the past, the table shows data (6 years, 1 year and 3 years) looking back from the date of reporting - the last distribution day of the previous month.

**Sharpe ratio:** the ratio of excess return over risk-free return to standard deviation, the table shows data for the 6-month, 1-year and 3-year periods from the date of reporting to the date of reporting - the last trading day of the previous month.

**Max Drawdown Indicator:** Shows the percentage of the largest rate drop since the start of the Fund compared to the highest exchange rate value achieved in the past.

## Legal disclaimer

More detailed information about the costs related to distribution (purchase, holding, redemption) of investment units, the risks and investment policy of the Fund, is available in the Fund's Prospectus and Management Policy, as well as at the distribution places. Information provided in this document is not exhaustive, so in order to make an well-informed investment decision, please read carefully sections about the Fund's potential risks and detailed terms and conditions in the Fund's Prospectus, Management Policy and Key Investor Information, as well as the actual Fund related sections of the investment services and ancillary services policy of the relevant distributor, and inquire about the cost of registering the investment units in a securities account. Only mutual understanding of these documents and information ensures to make a conscious decision about whether investing into the Fund is in line with the investor's risk tolerance!

The informative documentation is available on the website [www.mbhalapkezes.hu](http://www.mbhalapkezes.hu) and at the distribution places of the relevant distributors.

This document is a marketing communication material according to 55 of Section (1) Paragraph 4 of the Act on Collective Investment Trust and Their Managers, and on the Amendment of Financial Regulations, but does not mean any offer for distribution, and is not an investment- or a taxing advice.

The Fund Manager is MBH Alapkezelő Zrt. (number of supervisory licence: **H-EN-III-22/2022**), Chief Distributor of the Fund is MBH Bank Nyrt. (number of supervisory licence: H-EN-I-57/2023., member of the Budapest Stock Exchange).

# MBH Egyensúly Euró Vegyes Értékpapír Alapba Fektető Alap

(MBH „Balanced” Euro Mixed Security Fund of Funds)



Monthly Fact Sheet – 30 May 2025

www.mbalapkezezo.hu


## Investment policy

The investment objective of the fund is to provide investors with a performance in euro that best approximates the performance of the MBH „Balanced” Multi-Asset Fund in forint terms. In order to achieve this investment objective, the fund's portfolio consists of investment funds, including primarily HUF-denominated units of the MBH „Balanced” Multi-Asset Fund, government securities, bank deposits and a volume of continuously rolling EUR/HUF forward contracts with a maturity of one year, which are adjusted to the exchange rate value of the HUF-denominated assets.

## Recommended for

For those investors who want to optimise the return on their long-term investments while taking reasonable risks; who are looking for a flexible, efficient solution for their medium- and long-term euro (EUR) investments

## Aggregate risk indicator



## Recommended investment horizon



## Performance

	3 months	6 months	1 year	3 years	5 years	Since launch date	2024	2023	2022	2021	2020
Fund	1.02%	2.50%	8.79%	3.41%	1.83%	1.66%	8.30%	10.61%	-19.79%	2.97%	3.67%
	Periodic yield		Annualized yield			Calendar year performance					

Based on net asset value/unit, after deduction asset management fee, custody fee and other charges, over one year period annualized yield rates. Yields and performance of past periods do not guarantee future performance of the fund.

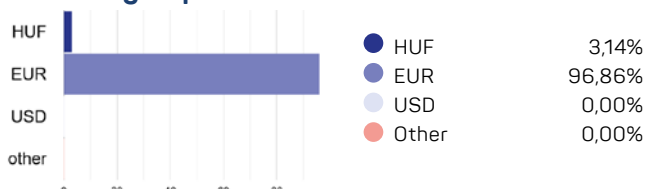
## Portfolio manager



Czipra Gábor  
portfolio manager

He graduated from the Corvinus University of Budapest with a degree in finance in 2007, then started his professional career at Aegon Fund Management as a junior portfolio manager, and later as an active bond manager in insurance and fund asset management at the national and regional level. From the beginning of 2012, he continued at Takarékszövetkezet Fund Management as an investment manager. He joined the team of MKB Investment Fund Management at the beginning of 2016, where he was responsible for managing bond and absolute yield portfolios, and is currently performing this activity as a member of the MKB-Pannónia Fund Management team. In the 2019 Privátbankár.hu Klasszis professional competition, the funds managed by it took first place: in the Best Absolute Yield Non-Derivative Fund and Best Advanced Market Equity Fund categories.

## Net currency exposure



## Key facts

ISIN	HU0000714431
Currency of the fund	EUR
Launch date	December 1, 2014
Fund type	balanced mixed fund
Settlement date	T+4 banking day
Net Asset Value	72,178,315
Price/Unit	1.185757

## Risk indicators of the Fund

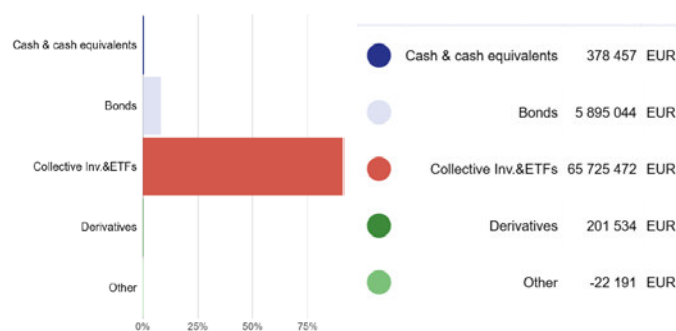
Net risk exposure	100,03%
Max Draw Down since inception	-27.3%

	6 months	1 year	3 years
Standard deviation	2.9%	3.6%	6.3%
Sharpe Ratio			

## Net asset value and price/unit



## Portfolio breakdown



## Top holdings over 10%

MKB EGYENSÚLY

## Investment activity

The Fund's portfolio will be filled with MBH „Balanced” Multi-Asset Fund, with a EURHUF forward long position matched to its size.

## Glossary

**Unit Price (Net Asset Value per Unit):** shows how much of the Fund's assets are available per unit, at which value units can be purchased or redeemed. We present the unit price according to the date of preparation of the report - the last distribution day of the previous month.

**Settlement:** how long after the purchase / redemption order the financial settlement takes place. (Eg: in the case of day T + 3, the transaction will be settled according to the unit price valid on the 3rd trading day after the order is placed.)

**Investment period:** the investment period is usually divided into short, medium and long term. In the short term, they typically think for a period of about one year, in the medium term for a period of about one to three years, and in the long term for more than 5 years. The recommended minimum investment period is determined in relation to the Fund's risk (the degree of historical exchange rate fluctuations experienced).

**ISIN:** (International Securities Identification Number): a unique international identifier for securities.

**Aggregate risk indicator:** provides guidance on the risk level of this product relative to other fund products. It shows how likely this product is to cause a financial loss because of the market movements or because we cannot pay you. The indicator is based on the fluctuations in daily returns of the retrospective values modelled on the Fund's theoretical portfolio composition over the past 10 years. Lower values typically mean lower risk and lower expected returns, while towards higher values the risk and expected return increase. This classification may change over the life of the Fund.

**Net asset value:** the assets of investment funds less the value of their liabilities, the market value of the total assets managed by the fund. We present a value determined according to the date of preparation of the report - the last distribution day of the previous month.

**Portfolio:** means the composition and totality of the assets held by investment funds.

**Standard deviation:** the average deviation of the yields from the average value, ie the fluctuation of the daily yields achieved in the past, the table shows data (6 years, 1 year and 3 years) looking back from the date of reporting - the last distribution day of the previous month.

**Sharpe ratio:** the ratio of excess return over risk-free return to standard deviation, the table shows data for the 6-month, 1-year and 3-year periods from the date of reporting to the date of reporting - the last trading day of the previous month.

**Max Drawdown Indicator:** Shows the percentage of the largest rate drop since the start of the Fund compared to the highest exchange rate value achieved in the past.

## Legal disclaimer

More detailed information about the costs related to distribution (purchase, holding, redemption) of investment units, the risks and investment policy of the Fund, is available in the Fund's Prospectus and Management Policy, as well as at the distribution places. Information provided in this document is not exhaustive, so in order to make an well-informed investment decision, please read carefully sections about the Fund's potential risks and detailed terms and conditions in the Fund's Prospectus, Management Policy and Key Investor Information, as well as the actual Fund related sections of the investment services and ancillary services policy of the relevant distributor, and inquire about the cost of registering the investment units in a securities account. Only mutual understanding of these documents and information ensures to make a conscious decision about whether investing into the Fund is in line with the investor's risk tolerance!

The informative documentation is available on the website [www.mbalapkezezo.hu](http://www.mbalapkezezo.hu) and at the distribution places of the relevant distributors.

This document is a marketing communication material according to 55 of Section (1) Paragraph 4 of the Act on Collective Investment Trust and Their Managers, and on the Amendment of Financial Regulations, but does not mean any offer for distribution, and is not an investment- or a taxing advice.

The Fund Manager is MBH Alapkezelő Zrt. (number of supervisory licence: **H-EN-III-22/2022**), Chief Distributor of the Fund is MBH Bank Nyrt. (number of supervisory licence: H-EN-I-57/2023., member of the Budapest Stock Exchange).

# MBH Egyensúly Dollár Vegyes Értékpapír Alapba Fektető Alap

(MBH „Balanced” Dollar Mixed Security Fund of Funds)



Monthly Fact Sheet – 30 May 2025

www.mbalapkezezo.hu


## Investment policy

The investment objective of the fund is to provide investors with a performance in US dollars that best approximates the performance of the MBH „Balanced” Multi-Asset Fund in forint terms. In order to achieve this investment objective, the fund's portfolio consists of investment funds, including primarily HUF-denominated units of the MBH „Balanced” Multi-Asset Fund, government securities, bank deposits and a volume of continuously rolling USD/HUF forward contracts with a maturity of one year, which are adjusted to the exchange rate value of the HUF-denominated assets.

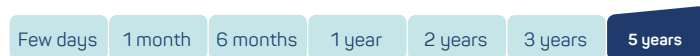
## Recommended for

For those investors who want to optimise the return on their long-term investments while taking reasonable risks; who are looking for a flexible, efficient solution for their long-term dollar (USD) investments

## Aggregate risk indicator



## Recommended investment horizon



## Performance

	3 months	6 months	1 year	3 years	5 years	Since launch date	2024	2023	2022	2021	2020
Fund	1.65%	3.44%	9.75%	5.37%	3.41%	3.41%	8.67%	12.24%	-16.74%	2.96%	6.70%
	Periodic yield		Annualized yield			Calendar year performance					

Based on net asset value/unit, after deduction asset management fee, custody fee and other charges, over one year period annualized yield rates. Yields and performance of past periods do not guarantee future performance of the fund.

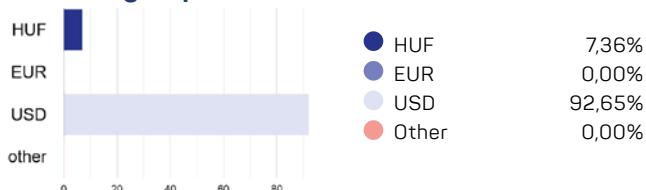
## Portfolio manager



Czipra Gábor  
portfolio manager

He graduated from the Corvinus University of Budapest with a degree in finance in 2007, then started his professional career at Aegon Fund Management as a junior portfolio manager, and later as an active bond manager in insurance and fund asset management at the national and regional level. From the beginning of 2012, he continued at Takarékszövetkezet Fund Management as an investment manager. He joined the team of MKB Investment Fund Management at the beginning of 2016, where he was responsible for managing bond and absolute yield portfolios, and is currently performing this activity as a member of the MKB-Pannónia Fund Management team. In the 2019 Privátbankár.hu Klasszis professional competition, the funds managed by it took first place: in the Best Absolute Yield Non-Derivative Fund and Best Advanced Market Equity Fund categories.

## Net currency exposure



## Key facts

ISIN	HU0000714712
Currency of the fund	USD
Launch date	April 14, 2015
Fund type	balanced mixed fund
Settlement date	T+4 banking day
Net Asset Value	22,577,237
Price/Unit	1.402178

## Risk indicators of the Fund

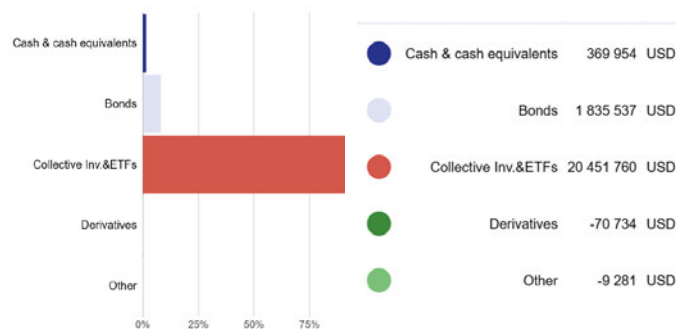
Net risk exposure	100,05%
Max Draw Down since inception	-25.7%

	6 months	1 year	3 years
Standard deviation	3.0%	3.8%	6.3%
Sharpe Ratio			

## Net asset value and price/unit



## Portfolio breakdown



## Top holdings over 10%

MKB EGYENSÚLY

## Investment activity

The Fund's portfolio will be filled with MBH „Balanced” Multi-Asset Fund, with a USDHUF forward long position matched to its size.

## Glossary

**Unit Price (Net Asset Value per Unit):** shows how much of the Fund's assets are available per unit, at which value units can be purchased or redeemed. We present the unit price according to the date of preparation of the report - the last distribution day of the previous month.

**Settlement:** how long after the purchase / redemption order the financial settlement takes place. (Eg: in the case of day T + 3, the transaction will be settled according to the unit price valid on the 3rd trading day after the order is placed.)

**Investment period:** the investment period is usually divided into short, medium and long term. In the short term, they typically think for a period of about one year, in the medium term for a period of about one to three years, and in the long term for more than 5 years. The recommended minimum investment period is determined in relation to the Fund's risk (the degree of historical exchange rate fluctuations experienced).

**ISIN:** (International Securities Identification Number): a unique international identifier for securities.

**Aggregate risk indicator:** provides guidance on the risk level of this product relative to other fund products. It shows how likely this product is to cause a financial loss because of the market movements or because we cannot pay you. The indicator is based on the fluctuations in daily returns of the retrospective values modelled on the Fund's theoretical portfolio composition over the past 10 years. Lower values typically mean lower risk and lower expected returns, while towards higher values the risk and expected return increase. This classification may change over the life of the Fund.

**Net asset value:** the assets of investment funds less the value of their liabilities, the market value of the total assets managed by the fund. We present a value determined according to the date of preparation of the report - the last distribution day of the previous month.

**Portfolio:** means the composition and totality of the assets held by investment funds.

**Standard deviation:** the average deviation of the yields from the average value, ie the fluctuation of the daily yields achieved in the past, the table shows data (6 years, 1 year and 3 years) looking back from the date of reporting - the last distribution day of the previous month.

**Sharpe ratio:** the ratio of excess return over risk-free return to standard deviation, the table shows data for the 6-month, 1-year and 3-year periods from the date of reporting to the date of reporting - the last trading day of the previous month.

**Max Drawdown Indicator:** Shows the percentage of the largest rate drop since the start of the Fund compared to the highest exchange rate value achieved in the past.

## Legal disclaimer

More detailed information about the costs related to distribution (purchase, holding, redemption) of investment units, the risks and investment policy of the Fund, is available in the Fund's Prospectus and Management Policy, as well as at the distribution places. Information provided in this document is not exhaustive, so in order to make an well-informed investment decision, please read carefully sections about the Fund's potential risks and detailed terms and conditions in the Fund's Prospectus, Management Policy and Key Investor Information, as well as the actual Fund related sections of the investment services and ancillary services policy of the relevant distributor, and inquire about the cost of registering the investment units in a securities account. Only mutual understanding of these documents and information ensures to make a conscious decision about whether investing into the Fund is in line with the investor's risk tolerance!

The informative documentation is available on the website [www.mbalapkezezo.hu](http://www.mbalapkezezo.hu) and at the distribution places of the relevant distributors.

This document is a marketing communication material according to 55 of Section (1) Paragraph 4 of the Act on Collective Investment Trust and Their Managers, and on the Amendment of Financial Regulations, but does not mean any offer for distribution, and is not an investment- or a taxing advice.

The Fund Manager is MBH Alapkezelő Zrt. (number of supervisory licence: **H-EN-III-22/2022**), Chief Distributor of the Fund is MBH Bank Nyrt. (number of supervisory licence: H-EN-I-57/2023., member of the Budapest Stock Exchange).



# MBH Adaptív Abszolút Hozamú Származtatott Alap

(MBH „Adaptive” Total Return Derivative Fund)



Monthly Fact Sheet – 30 May 2025

www.mbalapkezezo.hu


## Investment policy

The investment objective of the fund is to achieve higher return than the annual minimum return limit set in the fund's management regulations by investing in the Hungarian and international bond markets. The Fund focuses on bond investments, managed in a very flexible manner. The feeder fund has the capacity to purchase bonds of any maturity, irrespective of the issuer, issuer rating, fixed or variable interest, position in the capital structure, embedded option. To achieve the optimal portfolio composition, the Fund may hold equities or use derivatives as well.

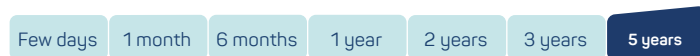
## Recommended for

Those who want to optimise the return on their investments with a reasonable risk-taking, those who seek a flexible and efficient solution for their medium or long-term HUF investments

## Aggregate risk indicator



## Recommended investment horizon



## Performance

	3 months	6 months	1 year	3 years	5 years	Since launch date	2024	2023	2022	2021	2020
	Periodic yield		Annualized yield			Calendar year performance					
Fund	2.60%	5.32%	11.24%	10.09%	6.86%	4.41%	11.15%	19.73%	-11.19%	3.43%	5.96%
Threshold return	1.44%	2.92%	6.64%				7.28%	8.92%			

Based on net asset value/unit, after deduction asset management fee, custody fee and other charges, over one year period annualized yield rates. Yields and performance of past periods do not guarantee future performance of the fund.

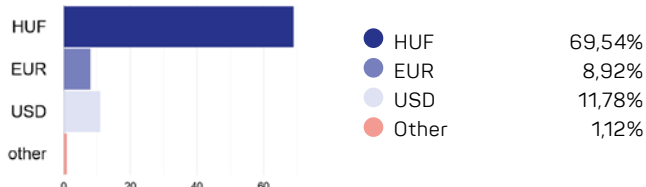
## Portfolio manager



Szalay Róbert  
portfolio manager

He graduated from the College of Finance and Accountancy in Zalaegerszeg in 2000, and completed it with a university degree at the University of West Hungary in 2005. HE holds a CFA Level 1 exam. He gained his professional experience at the Treasury Department of Fundamenta Home Savings Bank, at the Financial Directorate of Budapest Gas Works, and at AXA Insurance Company and its legal predecessors. In 2008 he participated in setting up the investment fund manager of AXA and in launching the fund manager's own funds, and from 2010 he worked in the asset management team of Pannónia (formerly VIT) Pension Fund. He joined Pannónia Investment Services Ltd., the legal predecessor of MBH Fund Management Ltd., in 2012 as a senior liquidity and bond portfolio manager. He currently manages institutional bond and foreign exchange portfolios, as well as emerging bond and absolute return funds.

## Net currency exposure



## Key facts

ISIN	HU0000715362
Currency of the fund	HUF
Launch date	August 1, 2015
Fund type	absolute return fund
Settlement date	T+3 banking day
Net Asset Value	26,316,582,927
Price/Unit	1.550101
Threshold return	annual 5,52%

## Risk indicators of the Fund

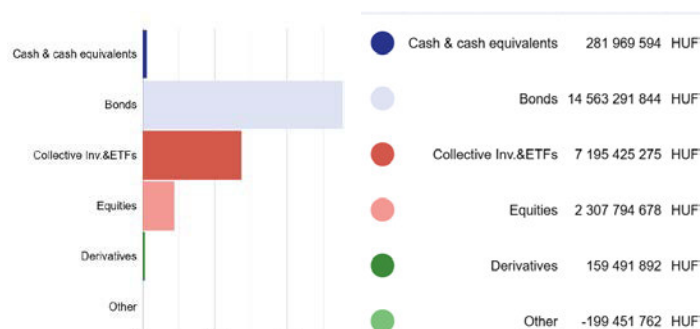
Net risk exposure	100,00%
Max Draw Down since inception	-22.3%

	6 months	1 year	3 years
Standard deviation	3.9%	4.1%	5.0%
Sharpe Ratio	0.67	1.18	0.23

## Net asset value and price/unit



## Portfolio breakdown



## Top holdings over 10%

## Investment activity



## Glossary

**Unit Price (Net Asset Value per Unit):** shows how much of the Fund's assets are available per unit, at which value units can be purchased or redeemed. We present the unit price according to the date of preparation of the report - the last distribution day of the previous month.

**Settlement:** how long after the purchase / redemption order the financial settlement takes place. (Eg: in the case of day T + 3, the transaction will be settled according to the unit price valid on the 3rd trading day after the order is placed.)

**Investment period:** the investment period is usually divided into short, medium and long term. In the short term, they typically think for a period of about one year, in the medium term for a period of about one to three years, and in the long term for more than 5 years. The recommended minimum investment period is determined in relation to the Fund's risk (the degree of historical exchange rate fluctuations experienced).

**ISIN:** (International Securities Identification Number): a unique international identifier for securities.

**Aggregate risk indicator:** provides guidance on the risk level of this product relative to other fund products. It shows how likely this product is to cause a financial loss because of the market movements or because we cannot pay you. The indicator is based on the fluctuations in daily returns of the retrospective values modelled on the Fund's theoretical portfolio composition over the past 10 years. Lower values typically mean lower risk and lower expected returns, while towards higher values the risk and expected return increase. This classification may change over the life of the Fund.

**Net asset value:** the assets of investment funds less the value of their liabilities, the market value of the total assets managed by the fund. We present a value determined according to the date of preparation of the report - the last distribution day of the previous month.

**Portfolio:** means the composition and totality of the assets held by investment funds.

**Standard deviation:** the average deviation of the yields from the average value, ie the fluctuation of the daily yields achieved in the past, the table shows data (6 years, 1 year and 3 years) looking back from the date of reporting - the last distribution day of the previous month.

**Sharpe ratio:** the ratio of excess return over risk-free return to standard deviation, the table shows data for the 6-month, 1-year and 3-year periods from the date of reporting to the date of reporting - the last trading day of the previous month.

**Max Drawdown Indicator:** Shows the percentage of the largest rate drop since the start of the Fund compared to the highest exchange rate value achieved in the past.

## Legal disclaimer

More detailed information about the costs related to distribution (purchase, holding, redemption) of investment units, the risks and investment policy of the Fund, is available in the Fund's Prospectus and Management Policy, as well as at the distribution places. Information provided in this document is not exhaustive, so in order to make an well-informed investment decision, please read carefully sections about the Fund's potential risks and detailed terms and conditions in the Fund's Prospectus, Management Policy and Key Investor Information, as well as the actual Fund related sections of the investment services and ancillary services policy of the relevant distributor, and inquire about the cost of registering the investment units in a securities account. Only mutual understanding of these documents and information ensures to make a conscious decision about whether investing into the Fund is in line with the investor's risk tolerance!

The informative documentation is available on the website [www.mbhalapkezo.hu](http://www.mbhalapkezo.hu) and at the distribution places of the relevant distributors.

This document is a marketing communication material according to 55 of Section (1) Paragraph 4 of the Act on Collective Investment Trust and Their Managers, and on the Amendment of Financial Regulations, but does not mean any offer for distribution, and is not an investment- or a taxing advice.

The Fund Manager is MBH Alapkezelő Zrt. (number of supervisory licence: **H-EN-III-22/2022**), Chief Distributor of the Fund is MBH Bank Nyrt. (number of supervisory licence: H-EN-I-57/2023., member of the Budapest Stock Exchange).

# MBH Adaptív Euró Abszolút Hozamú Alapba Fektető Alap

(MBH „Adaptive” Euro Total Return Fund of Funds)



Monthly Fact Sheet – 30 May 2025

www.mbalapkezezo.hu


## Investment policy

The investment objective of the fund is to provide investors with a performance in euro that best approximates the performance of the MBH „Adaptive” Total Return Derivative Bond Fund in forint terms. In order to achieve this investment objective, the fund's portfolio consists of investment funds, including primarily HUF-denominated units of the MBH „Adaptive” Total Return Derivative Bond Fund, government securities, bank deposits and a volume of continuously rolling EUR/HUF forward contracts with a maturity of one year, which are adjusted to the exchange rate value of the HUF-denominated assets.

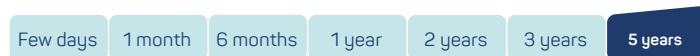
## Recommended for

For those investors who want to optimise their investment returns while taking reasonable risks; who are looking for a flexible, efficient solution for their long-term euro (EUR) investments

## Aggregate risk indicator



## Recommended investment horizon



## Performance

	3 months	6 months	1 year	3 years	5 years	Since launch date	2024	2023	2022	2021	2020
Fund	1.08%	2.74%	5.92%	3.15%	1.76%	1.12%	6.33%	9.68%	-16.44%	1.76%	2.99%
	Periodic yield		Annualized yield			Calendar year performance					

Based on net asset value/unit, after deduction asset management fee, custody fee and other charges, over one year period annualized yield rates. Yields and performance of past periods do not guarantee future performance of the fund.

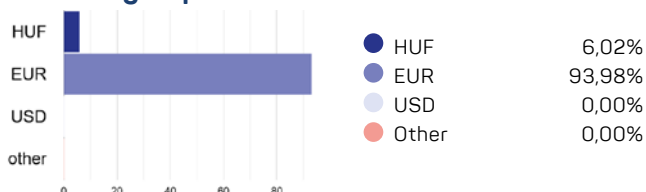
## Portfolio manager



Szalay Róbert  
portfolio manager

He graduated from the College of Finance and Accountancy in Zalaegerszeg in 2000, and completed it with a university degree at the University of West Hungary in 2005. HE holds a CFA Level 1 exam. He gained his professional experience at the Treasury Department of Fundamenta Home Savings Bank, at the Financial Directorate of Budapest Gas Works, and at AXA Insurance Company and its legal predecessors. In 2008 he participated in setting up the investment fund manager of AXA and in launching the fund manager's own funds, and from 2010 he worked in the asset management team of Pannonia (formerly VIT) Pension Fund. He joined Pannonia Investment Services Ltd., the legal predecessor of MBH Fund Management Ltd., in 2012 as a senior liquidity and bond portfolio manager. He currently manages institutional bond and foreign exchange portfolios, as well as emerging bond and absolute return funds.

## Net currency exposure



## Key facts

ISIN	HU0000715388
Currency of the fund	EUR
Launch date	November 1, 2015
Fund type	absolute return fund
Settlement date	T+4 banking day
Net Asset Value	13,870,398
Price/Unit	1.110945

## Risk indicators of the Fund

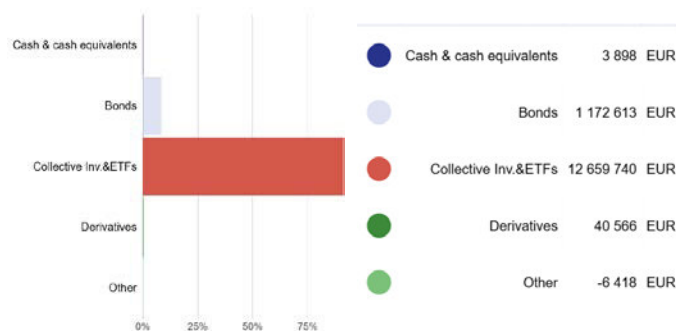
Net risk exposure	100,05%
Max Draw Down since inception	-25.7%

	6 months	1 year	3 years
Standard deviation	3.3%	3.5%	4.9%
Sharpe Ratio			

## Net asset value and price/unit



## Portfolio breakdown



## Top holdings over 10%

MKB ADAPTÍV KÖTVÉNY

## Investment activity

The Fund's portfolio will be filled with MBH „Adaptive” Total Return Derivative Bond Fund, with a EUR/HUF forward long position matched to its size.

## Glossary

**Unit Price (Net Asset Value per Unit):** shows how much of the Fund's assets are available per unit, at which value units can be purchased or redeemed. We present the unit price according to the date of preparation of the report - the last distribution day of the previous month.

**Settlement:** how long after the purchase / redemption order the financial settlement takes place. (Eg: in the case of day T + 3, the transaction will be settled according to the unit price valid on the 3rd trading day after the order is placed.)

**Investment period:** the investment period is usually divided into short, medium and long term. In the short term, they typically think for a period of about one year, in the medium term for a period of about one to three years, and in the long term for more than 5 years. The recommended minimum investment period is determined in relation to the Fund's risk (the degree of historical exchange rate fluctuations experienced).

**ISIN:** (International Securities Identification Number): a unique international identifier for securities.

**Aggregate risk indicator:** provides guidance on the risk level of this product relative to other fund products. It shows how likely this product is to cause a financial loss because of the market movements or because we cannot pay you. The indicator is based on the fluctuations in daily returns of the retrospective values modelled on the Fund's theoretical portfolio composition over the past 10 years. Lower values typically mean lower risk and lower expected returns, while towards higher values the risk and expected return increase. This classification may change over the life of the Fund.

**Net asset value:** the assets of investment funds less the value of their liabilities, the market value of the total assets managed by the fund. We present a value determined according to the date of preparation of the report - the last distribution day of the previous month.

**Portfolio:** means the composition and totality of the assets held by investment funds.

**Standard deviation:** the average deviation of the yields from the average value, ie the fluctuation of the daily yields achieved in the past, the table shows data (6 years, 1 year and 3 years) looking back from the date of reporting - the last distribution day of the previous month.

**Sharpe ratio:** the ratio of excess return over risk-free return to standard deviation, the table shows data for the 6-month, 1-year and 3-year periods from the date of reporting to the date of reporting - the last trading day of the previous month.

**Max Drawdown Indicator:** Shows the percentage of the largest rate drop since the start of the Fund compared to the highest exchange rate value achieved in the past.

## Legal disclaimer

More detailed information about the costs related to distribution (purchase, holding, redemption) of investment units, the risks and investment policy of the Fund, is available in the Fund's Prospectus and Management Policy, as well as at the distribution places. Information provided in this document is not exhaustive, so in order to make an well-informed investment decision, please read carefully sections about the Fund's potential risks and detailed terms and conditions in the Fund's Prospectus, Management Policy and Key Investor Information, as well as the actual Fund related sections of the investment services and ancillary services policy of the relevant distributor, and inquire about the cost of registering the investment units in a securities account. Only mutual understanding of these documents and information ensures to make a conscious decision about whether investing into the Fund is in line with the investor's risk tolerance!

The informative documentation is available on the website [www.mbhalapkezo.hu](http://www.mbhalapkezo.hu) and at the distribution places of the relevant distributors.

This document is a marketing communication material according to 55 of Section (1) Paragraph 4 of the Act on Collective Investment Trust and Their Managers, and on the Amendment of Financial Regulations, but does not mean any offer for distribution, and is not an investment- or a taxing advice.

The Fund Manager is MBH Alapkezelő Zrt. (number of supervisory licence: **H-EN-III-22/2022**), Chief Distributor of the Fund is MBH Bank Nyrt. (number of supervisory licence: H-EN-I-57/2023., member of the Budapest Stock Exchange).

# MBH Adaptív Dollár Abszolút Hozamú Alapba Fektető Alap

(MBH „Adaptive” Dollar Total Return Fund of Funds)



Monthly Fact Sheet – 30 May 2025

www.mbalapkezo.hu


## Investment policy

The investment objective of the fund is to provide investors with a performance in US dollars that best approximates the performance of the MBH „Adaptive” Total Return Derivative Bond Fund in forint terms. In order to achieve this investment objective, the fund's portfolio consists of investment funds, including primarily HUF-denominated units of the MBH „Adaptive” Total Return Derivative Bond Fund, government securities, bank deposits and a volume of continuously rolling USD/HUF forward contracts with a maturity of one year, which are adjusted to the exchange rate value of the HUF-denominated assets.

## Recommended for

For those investors who want to optimise their investment returns while taking reasonable risks, who are looking for a flexible, efficient solution for their long-term dollar (USD) investments

## Aggregate risk indicator



## Recommended investment horizon



## Performance

	3 months	6 months	1 year	3 years	5 years	Since launch date	2024	2023	2022	2021	2020
	Periodic yield	Annualized yield				Calendar year performance					
Fund	1.84%	3.79%	7.65%	5.27%	3.39%	3.06%	7.62%	11.20%	-13.90%	1.83%	6.01%

Based on net asset value/unit, after deduction asset management fee, custody fee and other charges, over one year period annualized yield rates. Yields and performance of past periods do not guarantee future performance of the fund.

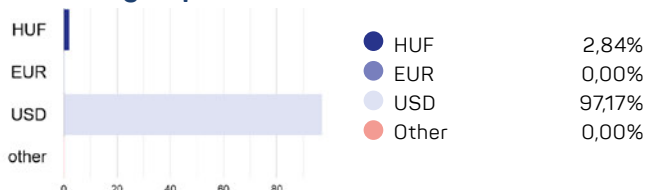
## Portfolio manager



Szalay Róbert  
portfolio manager

He graduated from the College of Finance and Accountancy in Zalaegerszeg in 2000, and completed it with a university degree at the University of West Hungary in 2005. HE holds a CFA Level 1 exam. He gained his professional experience at the Treasury Department of Fundamenta Home Savings Bank, at the Financial Directorate of Budapest Gas Works, and at AXA Insurance Company and its legal predecessors. In 2008 he participated in setting up the investment fund manager of AXA and in launching the fund manager's own funds, and from 2010 he worked in the asset management team of Pannónia (formerly VIT) Pension Fund. He joined Pannónia Investment Services Ltd., the legal predecessor of MBH Fund Management Ltd., in 2012 as a senior liquidity and bond portfolio manager. He currently manages institutional bond and foreign exchange portfolios, as well as emerging bond and absolute return funds.

## Net currency exposure



## Key facts

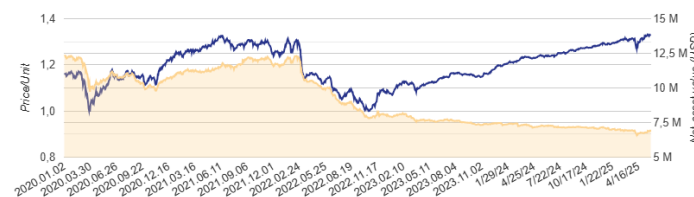
ISIN	HU0000715370
Currency of the fund	USD
Launch date	November 1, 2015
Fund type	absolute return fund
Settlement date	T+4 banking day
Net Asset Value	6,832,828
Price/Unit	1.331500

## Risk indicators of the Fund

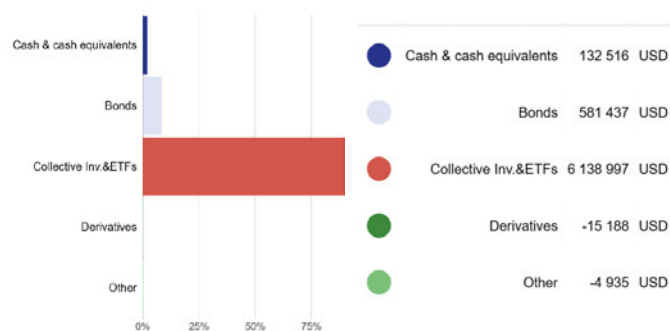
Net risk exposure	100,09%
Max Draw Down since inception	-24.6%

	6 months	1 year	3 years
Standard deviation	3.3%	3.6%	4.8%
Sharpe Ratio			

## Net asset value and price/unit



## Portfolio breakdown



## Top holdings over 10%

MKB ADAPTÍV KÖTVÉNY

## Investment activity

The Fund's portfolio will be filled with MBH „Adaptive” Total Return Derivative Bond Fund, with a USD/HUF forward long position matched to its size.

## Glossary

**Unit Price (Net Asset Value per Unit):** shows how much of the Fund's assets are available per unit, at which value units can be purchased or redeemed. We present the unit price according to the date of preparation of the report - the last distribution day of the previous month.

**Settlement:** how long after the purchase / redemption order the financial settlement takes place. (Eg: in the case of day T + 3, the transaction will be settled according to the unit price valid on the 3rd trading day after the order is placed.)

**Investment period:** the investment period is usually divided into short, medium and long term. In the short term, they typically think for a period of about one year, in the medium term for a period of about one to three years, and in the long term for more than 5 years. The recommended minimum investment period is determined in relation to the Fund's risk (the degree of historical exchange rate fluctuations experienced).

**ISIN:** (International Securities Identification Number): a unique international identifier for securities.

**Aggregate risk indicator:** provides guidance on the risk level of this product relative to other fund products. It shows how likely this product is to cause a financial loss because of the market movements or because we cannot pay you. The indicator is based on the fluctuations in daily returns of the retrospective values modelled on the Fund's theoretical portfolio composition over the past 10 years. Lower values typically mean lower risk and lower expected returns, while towards higher values the risk and expected return increase. This classification may change over the life of the Fund.

**Net asset value:** the assets of investment funds less the value of their liabilities, the market value of the total assets managed by the fund. We present a value determined according to the date of preparation of the report - the last distribution day of the previous month.

**Portfolio:** means the composition and totality of the assets held by investment funds.

**Standard deviation:** the average deviation of the yields from the average value, ie the fluctuation of the daily yields achieved in the past, the table shows data (6 years, 1 year and 3 years) looking back from the date of reporting - the last distribution day of the previous month.

**Sharpe ratio:** the ratio of excess return over risk-free return to standard deviation, the table shows data for the 6-month, 1-year and 3-year periods from the date of reporting to the date of reporting - the last trading day of the previous month.

**Max Drawdown Indicator:** Shows the percentage of the largest rate drop since the start of the Fund compared to the highest exchange rate value achieved in the past.

## Legal disclaimer

More detailed information about the costs related to distribution (purchase, holding, redemption) of investment units, the risks and investment policy of the Fund, is available in the Fund's Prospectus and Management Policy, as well as at the distribution places. Information provided in this document is not exhaustive, so in order to make an well-informed investment decision, please read carefully sections about the Fund's potential risks and detailed terms and conditions in the Fund's Prospectus, Management Policy and Key Investor Information, as well as the actual Fund related sections of the investment services and ancillary services policy of the relevant distributor, and inquire about the cost of registering the investment units in a securities account. Only mutual understanding of these documents and information ensures to make a conscious decision about whether investing into the Fund is in line with the investor's risk tolerance!

The informative documentation is available on the website [www.mbhalapkezo.hu](http://www.mbhalapkezo.hu) and at the distribution places of the relevant distributors.

This document is a marketing communication material according to 55 of Section (1) Paragraph 4 of the Act on Collective Investment Trust and Their Managers, and on the Amendment of Financial Regulations, but does not mean any offer for distribution, and is not an investment- or a taxing advice.

The Fund Manager is MBH Alapkezelő Zrt. (number of supervisory licence: **H-EN-III-22/2022**), Chief Distributor of the Fund is MBH Bank Nyrt. (number of supervisory licence: H-EN-I-57/2023., member of the Budapest Stock Exchange).

# MBH Aktív Alfa Abszolút Hozamú Származtatott Alap

(MBH „Active Alfa” Total Return Derivative Fund)



Monthly Fact Sheet – 30 May 2025

www.mbhalapkezo.hu


## Investment policy

The investment objective of the fund is to achieve higher return than the annual minimum return limit set in the fund's management regulations. The Fund is unconstrained in its investment universe, it can invest in: deposits, equities, debt securities, collective investment securities and derivatives. The Fund is managed in a very flexible, absolute return approach, which means the Fund Manager actively adapts the Fund's holding to the changing market environment. The Fund may use derivatives for optimal portfolio construction.

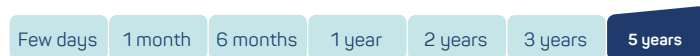
## Recommended for

those who would like to optimize the return on their long-term investments while taking reasonable risks; those who are looking for a flexible and liquid form of investment; those who are looking for a flexible form of investment which is capable to adapt to changing market conditions; those who invest to achieve long-term goals, typically beyond a 5-year time horizon (eg retirement goal; purchase of real estate, etc.)

## Aggregate risk indicator



## Recommended investment horizon



## Performance

	3 months	6 months	1 year	3 years	5 years	Since launch date	2024	2023	2022	2021	2020
	Periodic yield		Annualized yield			Calendar year performance					
Fund	1.86%	7.04%	15.94%	15.33%	11.58%	6.18%	14.71%	19.99%	3.44%	9.13%	0.49%
Threshold return	1.23%	2.68%	6.39%				7.35%	8.82%			

Based on net asset value/unit, after deduction asset management fee, custody fee and other charges, over one year period annualized yield rates. Yields and performance of past periods do not guarantee future performance of the fund.

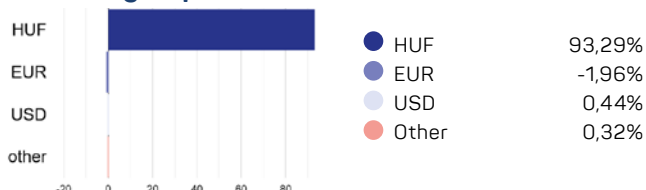
## Portfolio manager



Czfira Gábor  
portfolio manager

He graduated from the Corvinus University of Budapest with a degree in finance in 2007, then started his professional career at Aegon Fund Management as a junior portfolio manager, and later as an active bond manager in insurance and fund asset management at the national and regional level. From the beginning of 2012, he continued at Takarékszövetkezet Fund Management as an investment manager. He joined the team of MKB Investment Fund Management at the beginning of 2016, where he was responsible for managing bond and absolute yield portfolios, and is currently performing this activity as a member of the MKB-Pannónia Fund Management team. In the 2019 Privátbankár.hu Klasszis professional competition, the funds managed by it took first place: in the Best Absolute Yield Non-Derivative Fund and Best Advanced Market Equity Fund categories.

## Net currency exposure



## Key facts

ISIN	HU0000714225
Currency of the fund	HUF
Launch date	October 1, 2014
Fund type	absolute return fund
Settlement date	T+3 banking day
Net Asset Value	79,854,946,792
Price/Unit	1.910367
Threshold return	annual 4,93%

## Risk indicators of the Fund

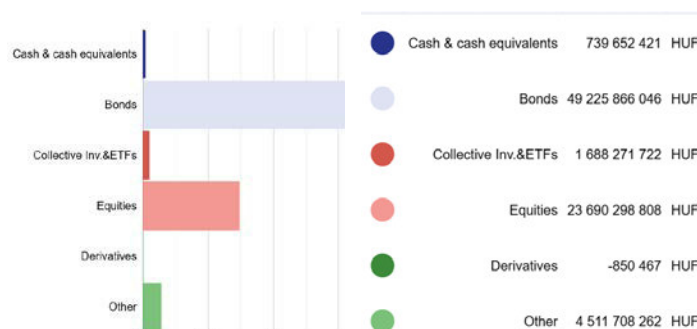
Net risk exposure	109,53%
Max Draw Down since inception	-8.0%

	6 months	1 year	3 years
Standard deviation	4.3%	5.2%	5.2%
Sharpe Ratio	1.01	1.92	1.22

## Net asset value and price/unit



## Portfolio breakdown



## Top holdings over 10%

## Investment activity

During the period local equity exposure decreased because of the capital inflow, meanwhile we have decreased the duration of the fixed income portfolio tactically. Foreign currency exposure underhedged in the portfolio to Hungarian forint by selling forint. We plan to increase the trading activity in the portfolio because of the overbought equity market and treaty debate.

## Glossary

**Unit Price (Net Asset Value per Unit):** shows how much of the Fund's assets are available per unit, at which value units can be purchased or redeemed. We present the unit price according to the date of preparation of the report - the last distribution day of the previous month.

**Settlement:** how long after the purchase / redemption order the financial settlement takes place. (Eg: in the case of day T + 3, the transaction will be settled according to the unit price valid on the 3rd trading day after the order is placed.)

**Investment period:** the investment period is usually divided into short, medium and long term. In the short term, they typically think for a period of about one year, in the medium term for a period of about one to three years, and in the long term for more than 5 years. The recommended minimum investment period is determined in relation to the Fund's risk (the degree of historical exchange rate fluctuations experienced).

**ISIN:** (International Securities Identification Number): a unique international identifier for securities.

**Aggregate risk indicator:** provides guidance on the risk level of this product relative to other fund products. It shows how likely this product is to cause a financial loss because of the market movements or because we cannot pay you. The indicator is based on the fluctuations in daily returns of the retrospective values modelled on the Fund's theoretical portfolio composition over the past 10 years. Lower values typically mean lower risk and lower expected returns, while towards higher values the risk and expected return increase. This classification may change over the life of the Fund.

**Net asset value:** the assets of investment funds less the value of their liabilities, the market value of the total assets managed by the fund. We present a value determined according to the date of preparation of the report - the last distribution day of the previous month.

**Portfolio:** means the composition and totality of the assets held by investment funds.

**Standard deviation:** the average deviation of the yields from the average value, ie the fluctuation of the daily yields achieved in the past, the table shows data (6 years, 1 year and 3 years) looking back from the date of reporting - the last distribution day of the previous month.

**Sharpe ratio:** the ratio of excess return over risk-free return to standard deviation, the table shows data for the 6-month, 1-year and 3-year periods from the date of reporting to the date of reporting - the last trading day of the previous month.

**Max Drawdown Indicator:** Shows the percentage of the largest rate drop since the start of the Fund compared to the highest exchange rate value achieved in the past.

## Legal disclaimer

More detailed information about the costs related to distribution (purchase, holding, redemption) of investment units, the risks and investment policy of the Fund, is available in the Fund's Prospectus and Management Policy, as well as at the distribution places. Information provided in this document is not exhaustive, so in order to make an well-informed investment decision, please read carefully sections about the Fund's potential risks and detailed terms and conditions in the Fund's Prospectus, Management Policy and Key Investor Information, as well as the actual Fund related sections of the investment services and ancillary services policy of the relevant distributor, and inquire about the cost of registering the investment units in a securities account. Only mutual understanding of these documents and information ensures to make a conscious decision about whether investing into the Fund is in line with the investor's risk tolerance!

The informative documentation is available on the website [www.mbhalapkezo.hu](http://www.mbhalapkezo.hu) and at the distribution places of the relevant distributors.

This document is a marketing communication material according to 55 of Section (1) Paragraph 4 of the Act on Collective Investment Trust and Their Managers, and on the Amendment of Financial Regulations, but does not mean any offer for distribution, and is not an investment- or a taxing advice.

The Fund Manager is MBH Alapkezelő Zrt. (number of supervisory licence: **H-EN-III-22/2022**), Chief Distributor of the Fund is MBH Bank Nyrt. (number of supervisory licence: H-EN-I-57/2023., member of the Budapest Stock Exchange).



# MBH Aktív Alfa Euró Abszolút Hozamú Alapba Fektető Alap

(MBH „Active Alfa” Euro Total Return Fund of Funds)



Monthly Fact Sheet – 30 May 2025

www.mbalapkezezo.hu


## Investment policy

The investment objective of the fund is to provide investors with a performance in euro that best approximates the performance of the MBH „Active Alfa” Total Return Derivative Bond Fund in forint terms. In order to achieve this investment objective, the fund's portfolio consists of investment funds, including primarily HUF-denominated units of the MBH „Active Alfa” Total Return Derivative Bond Fund, government securities, bank deposits and a volume of continuously rolling EUR/HUF forward contracts with a maturity of one year, which are adjusted to the exchange rate value of the HUF-denominated assets.

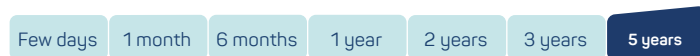
## Recommended for

For those investors who looking to optimise investment returns while taking reasonable risks; looking for a flexible, efficient solution for medium and long-term dollar (EUR) investments; looking for a flexible form of investment with an acceptable performance and flexible maturity in changing market conditions

## Aggregate risk indicator



## Recommended investment horizon



## Performance

	3 months	6 months	1 year	3 years	5 years	Since launch date	2024	2023	2022	2021	2020
Fund	1.92%	4.90%	10.06%	7.12%	5.91%	2.85%	8.70%	7.78%	-3.25%	8.05%	-1.66%
	Periodic yield		Annualized yield			Calendar year performance					

Based on net asset value/unit, after deduction asset management fee, custody fee and other charges, over one year period annualized yield rates. Yields and performance of past periods do not guarantee future performance of the fund.

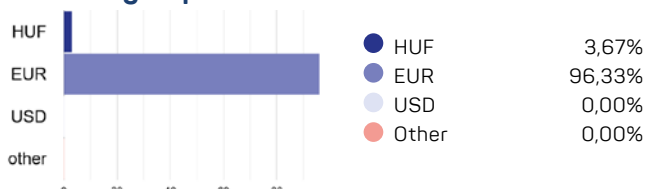
## Portfolio manager



Czipra Gábor  
portfolio manager

He graduated from the Corvinus University of Budapest with a degree in finance in 2007, then started his professional career at Aegon Fund Management as a junior portfolio manager, and later as an active bond manager in insurance and fund asset management at the national and regional level. From the beginning of 2012, he continued at Takarékszövetkezet Fund Management as an investment manager. He joined the team of MKB Investment Fund Management at the beginning of 2016, where he was responsible for managing bond and absolute yield portfolios, and is currently performing this activity as a member of the MKB-Pannónia Fund Management team. In the 2019 Privátbankár.hu Klasszis professional competition, the funds managed by it took first place: in the Best Absolute Yield Non-Derivative Fund and Best Advanced Market Equity Fund categories.

## Net currency exposure



## Key facts

ISIN	HU0000715321
Currency of the fund	EUR
Launch date	August 1, 2015
Fund type	absolute return fund
Settlement date	T+4 banking day
Net Asset Value	45,429,202
Price/Unit	1.312351

## Risk indicators of the Fund

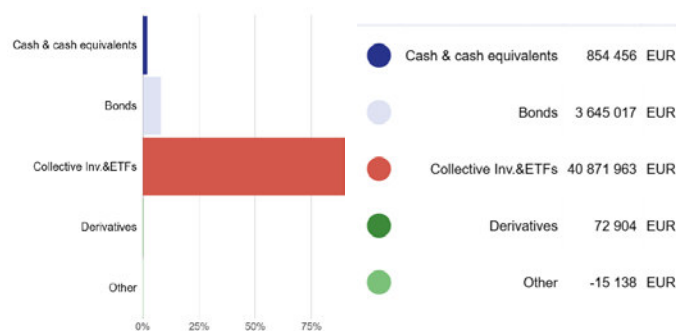
Net risk exposure	100,04%
Max Draw Down since inception	-10.2%

	6 months	1 year	3 years
Standard deviation	3.8%	4.7%	4.9%
Sharpe Ratio			

## Net asset value and price/unit



## Portfolio breakdown



## Top holdings over 10%

MKB AKTÍV ALFA

## Investment activity

The Fund's portfolio will be filled with MBH „Active Alfa” Total Return Derivative Fund, with a EUR/HUF forward long position matched to its size.

## Glossary

**Unit Price (Net Asset Value per Unit):** shows how much of the Fund's assets are available per unit, at which value units can be purchased or redeemed. We present the unit price according to the date of preparation of the report - the last distribution day of the previous month.

**Settlement:** how long after the purchase / redemption order the financial settlement takes place. (Eg: in the case of day T + 3, the transaction will be settled according to the unit price valid on the 3rd trading day after the order is placed.)

**Investment period:** the investment period is usually divided into short, medium and long term. In the short term, they typically think for a period of about one year, in the medium term for a period of about one to three years, and in the long term for more than 5 years. The recommended minimum investment period is determined in relation to the Fund's risk (the degree of historical exchange rate fluctuations experienced).

**ISIN:** (International Securities Identification Number): a unique international identifier for securities.

**Aggregate risk indicator:** provides guidance on the risk level of this product relative to other fund products. It shows how likely this product is to cause a financial loss because of the market movements or because we cannot pay you. The indicator is based on the fluctuations in daily returns of the retrospective values modelled on the Fund's theoretical portfolio composition over the past 10 years. Lower values typically mean lower risk and lower expected returns, while towards higher values the risk and expected return increase. This classification may change over the life of the Fund.

**Net asset value:** the assets of investment funds less the value of their liabilities, the market value of the total assets managed by the fund. We present a value determined according to the date of preparation of the report - the last distribution day of the previous month.

**Portfolio:** means the composition and totality of the assets held by investment funds.

**Standard deviation:** the average deviation of the yields from the average value, ie the fluctuation of the daily yields achieved in the past, the table shows data (6 years, 1 year and 3 years) looking back from the date of reporting - the last distribution day of the previous month.

**Sharpe ratio:** the ratio of excess return over risk-free return to standard deviation, the table shows data for the 6-month, 1-year and 3-year periods from the date of reporting to the date of reporting - the last trading day of the previous month.

**Max Drawdown Indicator:** Shows the percentage of the largest rate drop since the start of the Fund compared to the highest exchange rate value achieved in the past.

## Legal disclaimer

More detailed information about the costs related to distribution (purchase, holding, redemption) of investment units, the risks and investment policy of the Fund, is available in the Fund's Prospectus and Management Policy, as well as at the distribution places. Information provided in this document is not exhaustive, so in order to make an well-informed investment decision, please read carefully sections about the Fund's potential risks and detailed terms and conditions in the Fund's Prospectus, Management Policy and Key Investor Information, as well as the actual Fund related sections of the investment services and ancillary services policy of the relevant distributor, and inquire about the cost of registering the investment units in a securities account. Only mutual understanding of these documents and information ensures to make a conscious decision about whether investing into the Fund is in line with the investor's risk tolerance!

The informative documentation is available on the website [www.mbhalapkezo.hu](http://www.mbhalapkezo.hu) and at the distribution places of the relevant distributors.

This document is a marketing communication material according to 55 of Section (1) Paragraph 4 of the Act on Collective Investment Trust and Their Managers, and on the Amendment of Financial Regulations, but does not mean any offer for distribution, and is not an investment- or a taxing advice.

The Fund Manager is MBH Alapkezelő Zrt. (number of supervisory licence: **H-EN-III-22/2022**), Chief Distributor of the Fund is MBH Bank Nyrt. (number of supervisory licence: H-EN-I-57/2023., member of the Budapest Stock Exchange).

# MBH Aktív Alfa Dollár Abszolút Hozamú Alapba Fektető Alap

(MBH „Active Alfa” Dollar Total Return Fund of Funds)



Monthly Fact Sheet – 30 May 2025

www.mbalapkezekelo.hu


## Investment policy

The investment objective of the fund is to provide investors with a performance in US dollars that best approximates the performance of the MBH „Active Alfa” Total Return Derivative Bond Fund in forint terms. In order to achieve this investment objective, the fund's portfolio consists of investment funds, including primarily HUF-denominated units of the MBH „Active Alfa” Total Return Derivative Bond Fund, government securities, bank deposits and a volume of continuously rolling USD/HUF forward contracts with a maturity of one year, which are adjusted to the exchange rate value of the HUF-denominated assets.

## Recommended for

For those investors who looking to optimise investment returns while taking reasonable risks; looking for a flexible, efficient solution for medium and long-term dollar (USD) investments; looking for a flexible form of investment with an acceptable performance and flexible maturity in changing market conditions

## Aggregate risk indicator



## Recommended investment horizon



## Performance

	3 months	6 months	1 year	3 years	5 years	Since launch date	2024	2023	2022	2021	2020
Fund	2.56%	5.88%	11.52%	8.94%	7.09%	4.56%	9.53%	9.41%	-1.44%	7.77%	0.62%
	Periodic yield		Annualized yield			Calendar year performance					

Based on net asset value/unit, after deduction asset management fee, custody fee and other charges, over one year period annualized yield rates. Yields and performance of past periods do not guarantee future performance of the fund.

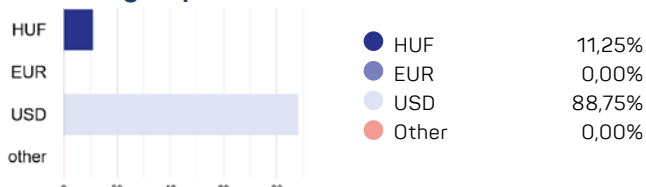
## Portfolio manager



Czirfa Gábor  
portfolio manager

He graduated from the Corvinus University of Budapest with a degree in finance in 2007, then started his professional career at Aegon Fund Management as a junior portfolio manager, and later as an active bond manager in insurance and fund asset management at the national and regional level. From the beginning of 2012, he continued at Takarékszövetkezet Fund Management as an investment manager. He joined the team of MKB Investment Fund Management at the beginning of 2016, where he was responsible for managing bond and absolute yield portfolios, and is currently performing this activity as a member of the MKB-Pannónia Fund Management team. In the 2019 Priváttankár. hu Klasszis professional competition, the funds managed by it took first place: in the Best Absolute Yield Non-Derivative Fund and Best Advanced Market Equity Fund categories.

## Net currency exposure



## Key facts

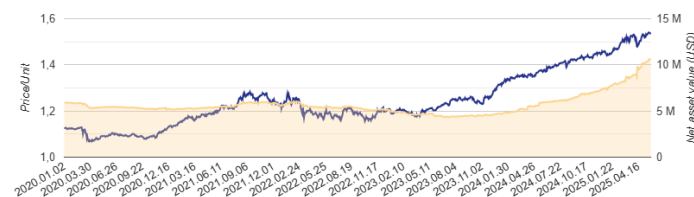
ISIN	HU0000715354
Currency of the fund	USD
Launch date	September 1, 2015
Fund type	absolute return fund
Settlement date	T+4 banking day
Net Asset Value	10,670,540
Price/Unit	1.537379

## Risk indicators of the Fund

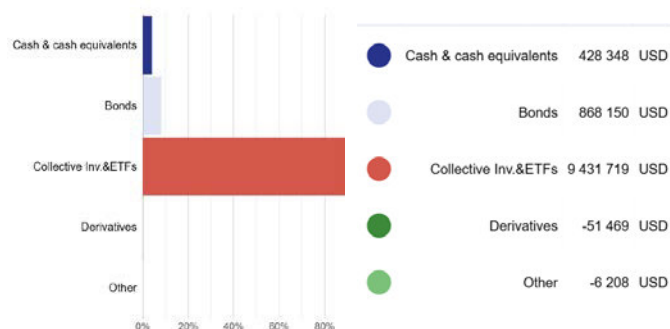
Net risk exposure	100,06%
Max Draw Down since inception	-9.8%

	6 months	1 year	3 years
Standard deviation	4.0%	4.9%	4.9%
Sharpe Ratio			

## Net asset value and price/unit



## Portfolio breakdown



## Top holdings over 10%

MKB AKTÍV ALFA

## Investment activity

The Fund's portfolio will be filled with MBH „Active Alfa” Total Return Derivative Fund, with a USDHUF forward long position matched to its size.

## Glossary

**Unit Price (Net Asset Value per Unit):** shows how much of the Fund's assets are available per unit, at which value units can be purchased or redeemed. We present the unit price according to the date of preparation of the report - the last distribution day of the previous month.

**Settlement:** how long after the purchase / redemption order the financial settlement takes place. (Eg: in the case of day T + 3, the transaction will be settled according to the unit price valid on the 3rd trading day after the order is placed.)

**Investment period:** the investment period is usually divided into short, medium and long term. In the short term, they typically think for a period of about one year, in the medium term for a period of about one to three years, and in the long term for more than 5 years. The recommended minimum investment period is determined in relation to the Fund's risk (the degree of historical exchange rate fluctuations experienced).

**ISIN:** (International Securities Identification Number): a unique international identifier for securities.

**Aggregate risk indicator:** provides guidance on the risk level of this product relative to other fund products. It shows how likely this product is to cause a financial loss because of the market movements or because we cannot pay you. The indicator is based on the fluctuations in daily returns of the retrospective values modelled on the Fund's theoretical portfolio composition over the past 10 years. Lower values typically mean lower risk and lower expected returns, while towards higher values the risk and expected return increase. This classification may change over the life of the Fund.

**Net asset value:** the assets of investment funds less the value of their liabilities, the market value of the total assets managed by the fund. We present a value determined according to the date of preparation of the report - the last distribution day of the previous month.

**Portfolio:** means the composition and totality of the assets held by investment funds.

**Standard deviation:** the average deviation of the yields from the average value, ie the fluctuation of the daily yields achieved in the past, the table shows data (6 years, 1 year and 3 years) looking back from the date of reporting - the last distribution day of the previous month.

**Sharpe ratio:** the ratio of excess return over risk-free return to standard deviation, the table shows data for the 6-month, 1-year and 3-year periods from the date of reporting to the date of reporting - the last trading day of the previous month.

**Max Drawdown Indicator:** Shows the percentage of the largest rate drop since the start of the Fund compared to the highest exchange rate value achieved in the past.

## Legal disclaimer

More detailed information about the costs related to distribution (purchase, holding, redemption) of investment units, the risks and investment policy of the Fund, is available in the Fund's Prospectus and Management Policy, as well as at the distribution places. Information provided in this document is not exhaustive, so in order to make an well-informed investment decision, please read carefully sections about the Fund's potential risks and detailed terms and conditions in the Fund's Prospectus, Management Policy and Key Investor Information, as well as the actual Fund related sections of the investment services and ancillary services policy of the relevant distributor, and inquire about the cost of registering the investment units in a securities account. Only mutual understanding of these documents and information ensures to make a conscious decision about whether investing into the Fund is in line with the investor's risk tolerance!

The informative documentation is available on the website [www.mbalapkezezo.hu](http://www.mbalapkezezo.hu) and at the distribution places of the relevant distributors.

This document is a marketing communication material according to 55 of Section (1) Paragraph 4 of the Act on Collective Investment Trust and Their Managers, and on the Amendment of Financial Regulations, but does not mean any offer for distribution, and is not an investment- or a taxing advice.

The Fund Manager is MBH Alapkezelő Zrt. (number of supervisory licence: **H-EN-III-22/2022**), Chief Distributor of the Fund is MBH Bank Nyrt. (number of supervisory licence: H-EN-I-57/2023., member of the Budapest Stock Exchange).

# MBH Rotunda Abszolút Hozamú Származtatott Alap

(MBH „Rotunda” Total Return Derivative Fund)



Monthly Fact Sheet – 30 May 2025

www.mbalapkezezo.hu


## Investment policy

The investment objective of the fund is to achieve higher return than the annual minimum return limit set in the fund's management regulations. The Fund is managed actively, in an absolute return approach. The Fund has the capacity to use leverage (and have short positions), which may result in significantly higher risk taking than average absolute return funds. The Fund has no geographical specification and no specific industry exposure. The Fund's potential investment area is as broad as possible: bank deposits and other money market instruments; government or corporate bonds; mortgage bonds, other debt securities; mutual funds, exchange traded funds; domestic and international equities; certificates, derivatives on bonds, foreign exchange, commodities, interest rates, indices and other instruments.

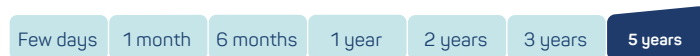
## Recommended for

Those who are ready to maximize the long-term return on their investments with high risk-taking; those who are looking for a form of investment that is flexible thereby has the capacity for favourable performance irrespective of the market environment; those who want to make long term savings or achieve long-term goals, beyond a 5-year time horizon (eg pension goal, purchase of real estate, big-ticket spending etc.) as part of a multi-element investment portfolio

## Aggregate risk indicator



## Recommended investment horizon



## Performance

	3 months	6 months	1 year	3 years	5 years	Since launch date	2024	2023	2022	2021	2020
	Periodic yield		Annualized yield			Calendar year performance					
Fund	0.42%	-0.01%	-0.43%	8.18%	12.12%	7.60%	1.87%	24.63%	-6.06%		
Threshold return	1.29%	2.91%	7.40%				8.90%	9.91%			

Based on net asset value/unit, after deduction asset management fee, custody fee and other charges, over one year period annualized yield rates. Yields and performance of past periods do not guarantee future performance of the fund.

## Portfolio manager



Lesták Richárd  
portfolio manager

He studied at the Budapest Business School – Faculty of Finance and Accounting specialising in Corporate Finance, which he later completed with a CEFA degree. He started his career in the banking sector, then joined the Fund Management team in 2014 as portfolio manager, where he was primarily active in the field of institutional asset management. He has gained extensive experience in international stock selection, institutional portfolio management, and analysis of equity markets and other asset classes. Currently, he is the portfolio manager of several total return, equity and thematic investment funds, as well as dealing with stock selection.

## Key facts

ISIN	HU0000722285
Currency of the fund	HUF
Launch date	May 27, 2019
Fund type	absolute return fund
Settlement date	T+3 banking day
Net Asset Value	2,071,837,750
Price/Unit	1.547301
Threshold return	annual 5.17%

## Risk indicators of the Fund

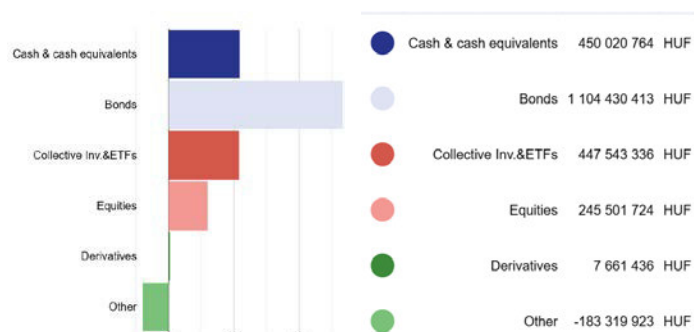
Net risk exposure	232,33%
Max Draw Down since inception	-32.8%

	6 months	1 year	3 years
Standard deviation	3.6%	6.6%	9.9%
Sharpe Ratio	-0.76	-0.98	-0.09

## Net asset value and price/unit



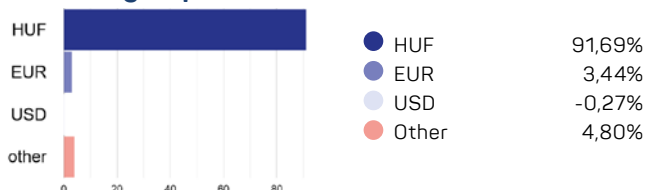
## Portfolio breakdown



## Top holdings over 10%

2029/B MÁK  
TIPS LN

## Net currency exposure



## Investment activity

I opened mostly tactical trades and I closed it in the month. The largest strategic positions are the defense and basic resources sectors. The nuclear industry was the best performing sector in the portfolio. The bond exposure was about 60% in May, I currently prefer floating bonds and US TIPS. In terms of net FX exposure, the Fund ended the month at around 10%, I opened USD long position against the HUF.

## Glossary

**Unit Price (Net Asset Value per Unit):** shows how much of the Fund's assets are available per unit, at which value units can be purchased or redeemed. We present the unit price according to the date of preparation of the report - the last distribution day of the previous month.

**Settlement:** how long after the purchase / redemption order the financial settlement takes place. (Eg: in the case of day T + 3, the transaction will be settled according to the unit price valid on the 3rd trading day after the order is placed.)

**Investment period:** the investment period is usually divided into short, medium and long term. In the short term, they typically think for a period of about one year, in the medium term for a period of about one to three years, and in the long term for more than 5 years. The recommended minimum investment period is determined in relation to the Fund's risk (the degree of historical exchange rate fluctuations experienced).

**ISIN:** (International Securities Identification Number): a unique international identifier for securities.

**Aggregate risk indicator:** provides guidance on the risk level of this product relative to other fund products. It shows how likely this product is to cause a financial loss because of the market movements or because we cannot pay you. The indicator is based on the fluctuations in daily returns of the retrospective values modelled on the Fund's theoretical portfolio composition over the past 10 years. Lower values typically mean lower risk and lower expected returns, while towards higher values the risk and expected return increase. This classification may change over the life of the Fund.

**Net asset value:** the assets of investment funds less the value of their liabilities, the market value of the total assets managed by the fund. We present a value determined according to the date of preparation of the report - the last distribution day of the previous month.

**Portfolio:** means the composition and totality of the assets held by investment funds.

**Standard deviation:** the average deviation of the yields from the average value, ie the fluctuation of the daily yields achieved in the past, the table shows data (6 years, 1 year and 3 years) looking back from the date of reporting - the last distribution day of the previous month.

**Sharpe ratio:** the ratio of excess return over risk-free return to standard deviation, the table shows data for the 6-month, 1-year and 3-year periods from the date of reporting to the date of reporting - the last trading day of the previous month.

**Max Drawdown Indicator:** Shows the percentage of the largest rate drop since the start of the Fund compared to the highest exchange rate value achieved in the past.

## Legal disclaimer

More detailed information about the costs related to distribution (purchase, holding, redemption) of investment units, the risks and investment policy of the Fund, is available in the Fund's Prospectus and Management Policy, as well as at the distribution places. Information provided in this document is not exhaustive, so in order to make an well-informed investment decision, please read carefully sections about the Fund's potential risks and detailed terms and conditions in the Fund's Prospectus, Management Policy and Key Investor Information, as well as the actual Fund related sections of the investment services and ancillary services policy of the relevant distributor, and inquire about the cost of registering the investment units in a securities account. Only mutual understanding of these documents and information ensures to make a conscious decision about whether investing into the Fund is in line with the investor's risk tolerance!

The informative documentation is available on the website [www.mbhalapkezo.hu](http://www.mbhalapkezo.hu) and at the distribution places of the relevant distributors.

This document is a marketing communication material according to 55 of Section (1) Paragraph 4 of the Act on Collective Investment Trust and Their Managers, and on the Amendment of Financial Regulations, but does not mean any offer for distribution, and is not an investment- or a taxing advice.

The Fund Manager is MBH Alapkezelő Zrt. (number of supervisory licence: **H-EN-III-22/2022**), Chief Distributor of the Fund is MBH Bank Nyrt. (number of supervisory licence: H-EN-I-57/2023., member of the Budapest Stock Exchange).

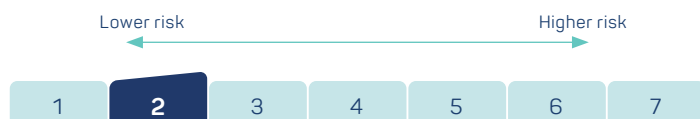
## Investment policy

The Fund's objective is to provide capital growth and higher return over euro deposit rates available in Hungary. The Fund has no preferred geographic allocation focus, and invests significant part of its capital into euro-denominated, short term (typically with maturity of 0-3 years) government bonds or government guaranteed bonds, issued by members states of the European Union specifically. The Fund may also invest in other debt securities, bank deposits and collective investment securities.

## Recommended for

Those who are looking for a EUR-denominated medium-term investment; looking for a liquid investment opportunity that is available at any time; those who would like to benefit from a higher return than government securities with a maturity of over a year; those who accept that the higher risk of government securities over one year maturity may cause greater fluctuations in the fund's price

## Aggregate risk indicator



## Recommended investment horizon



## Performance

	3 months	6 months	1 year	3 years	5 years	Since launch date	2024	2023	2022	2021	2020
	Periodic yield		Annualized yield			Calendar year performance					
Fund	0.46%	1.03%	2.60%	1.59%	0.63%	0.60%	3.17%	2.73%	-4.25%	-0.11%	0.81%
	0.00%	0.00%	0.00%	0.00%							

Based on net asset value/unit, after deduction asset management fee, custody fee and other charges, over one year period annualized yield rates. Yields and performance of past periods do not guarantee future performance of the fund.

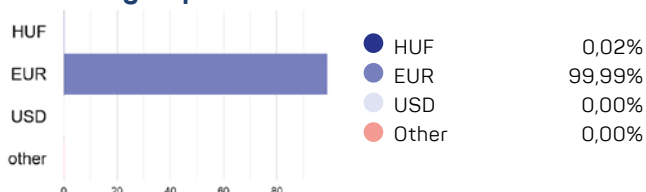
## Portfolio manager



Lőke András  
portfolio manager

He started his professional career as an analyst at MKB Bank's Money and Capital Market Directorate in 2008. He has been working as a portfolio manager since 2011 – with an ever-expanding investment focus – and since May 2023 he has been working for MBH Fund Management. He is currently responsible for managing equity exposure in forint, euro and dollar short bond funds, regional equity funds, mixed funds sold in the Czech Republic and institutional portfolios in Central and Eastern Europe. He passed the VAP exam in 2010 and a CEFA (EFFAS) degree in 2013.

## Net currency exposure



## Key facts

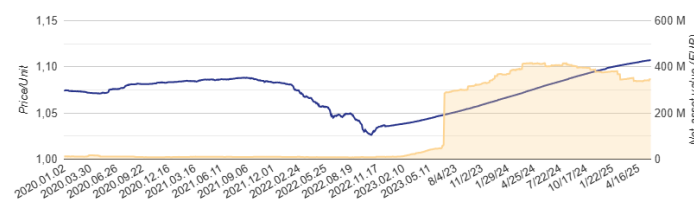
ISIN	HU0000707138
Currency of the fund	EUR
Launch date	June 19, 2008
Fund type	short term bond fund
Settlement date	T+2 banking day
Net Asset Value	345,492,026
Price/Unit	1.107304

## Risk indicators of the Fund

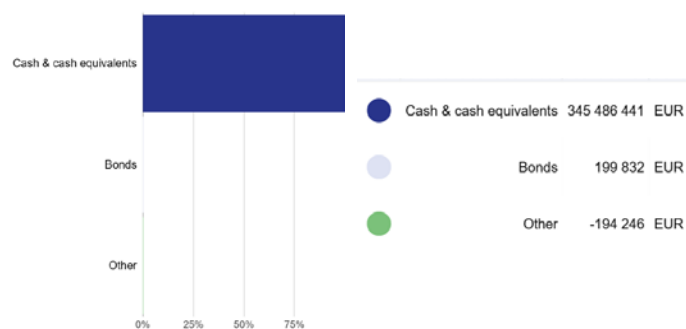
Net risk exposure	100,04%
Max Draw Down since inception	-5.7%

	6 months	1 year	3 years
Standard deviation	0.1%	0.1%	0.5%
Sharpe Ratio	1455.87	1040.40	202.49

## Net asset value and price/unit



## Portfolio breakdown



## Top holdings over 10%

## Investment activity

The proportions of short term Western European T-bills, term and sight deposits are allocated dynamically based on yield opportunities, rate expectations. The fund's objective is capital accumulation with low volatility, duration stands below 0.1 year for cautionary purposes. The fund has no exposure to Hungarian bonds or T-bills.



## Glossary

**Unit Price (Net Asset Value per Unit):** shows how much of the Fund's assets are available per unit, at which value units can be purchased or redeemed. We present the unit price according to the date of preparation of the report - the last distribution day of the previous month.

**Settlement:** how long after the purchase / redemption order the financial settlement takes place. (Eg: in the case of day T + 3, the transaction will be settled according to the unit price valid on the 3rd trading day after the order is placed.)

**Investment period:** the investment period is usually divided into short, medium and long term. In the short term, they typically think for a period of about one year, in the medium term for a period of about one to three years, and in the long term for more than 5 years. The recommended minimum investment period is determined in relation to the Fund's risk (the degree of historical exchange rate fluctuations experienced).

**ISIN:** (International Securities Identification Number): a unique international identifier for securities.

**Aggregate risk indicator:** provides guidance on the risk level of this product relative to other fund products. It shows how likely this product is to cause a financial loss because of the market movements or because we cannot pay you. The indicator is based on the fluctuations in daily returns of the retrospective values modelled on the Fund's theoretical portfolio composition over the past 10 years. Lower values typically mean lower risk and lower expected returns, while towards higher values the risk and expected return increase. This classification may change over the life of the Fund.

**Net asset value:** the assets of investment funds less the value of their liabilities, the market value of the total assets managed by the fund. We present a value determined according to the date of preparation of the report - the last distribution day of the previous month.

**Portfolio:** means the composition and totality of the assets held by investment funds.

**Standard deviation:** the average deviation of the yields from the average value, ie the fluctuation of the daily yields achieved in the past, the table shows data (6 years, 1 year and 3 years) looking back from the date of reporting - the last distribution day of the previous month.

**Sharpe ratio:** the ratio of excess return over risk-free return to standard deviation, the table shows data for the 6-month, 1-year and 3-year periods from the date of reporting to the date of reporting - the last trading day of the previous month.

**Max Drawdown Indicator:** Shows the percentage of the largest rate drop since the start of the Fund compared to the highest exchange rate value achieved in the past.

## Legal disclaimer

More detailed information about the costs related to distribution (purchase, holding, redemption) of investment units, the risks and investment policy of the Fund, is available in the Fund's Prospectus and Management Policy, as well as at the distribution places. Information provided in this document is not exhaustive, so in order to make an well-informed investment decision, please read carefully sections about the Fund's potential risks and detailed terms and conditions in the Fund's Prospectus, Management Policy and Key Investor Information, as well as the actual Fund related sections of the investment services and ancillary services policy of the relevant distributor, and inquire about the cost of registering the investment units in a securities account. Only mutual understanding of these documents and information ensures to make a conscious decision about whether investing into the Fund is in line with the investor's risk tolerance!

The informative documentation is available on the website [www.mbhalapkezo.hu](http://www.mbhalapkezo.hu) and at the distribution places of the relevant distributors.

This document is a marketing communication material according to 55 of Section (1) Paragraph 4 of the Act on Collective Investment Trust and Their Managers, and on the Amendment of Financial Regulations, but does not mean any offer for distribution, and is not an investment- or a taxing advice.

The Fund Manager is MBH Alapkezelő Zrt. (number of supervisory licence: **H-EN-III-22/2022**), Chief Distributor of the Fund is MBH Bank Nyrt. (number of supervisory licence: H-EN-I-57/2023., member of the Budapest Stock Exchange).

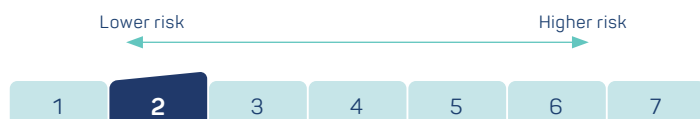
## Investment policy

The Fund's objective is to provide capital growth and higher return over dollar deposit rates available in Hungary. The Fund has no preferred geographic allocation focus, and invests significant part of its capital into dollar-denominated, short term (typically with maturity of 0-3 years) government bonds or government guaranteed bonds, issued by members states of the European Union and the United States of America specifically. The Fund may also invest in other debt securities, bank deposits and collective investment securities.

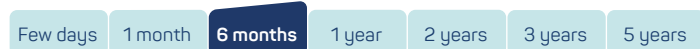
## Recommended for

Those who are looking for a USD-denominated medium-term investment; looking for a liquid investment opportunity that is available at any time; those who would like to benefit from a higher return than government securities with a maturity of over a year; those who accept that the higher risk of government securities over one year maturity may cause greater fluctuations in the fund's price

## Aggregate risk indicator



## Recommended investment horizon



## Performance

	3 months	6 months	1 year	3 years	5 years	Since launch date	2024	2023	2022	2021	2020
	Periodic yield		Annualized yield			Calendar year performance					
Fund	0.93%	1.73%	3.89%	3.51%	1.86%	1.31%	4.30%	4.28%	-1.71%	-0.07%	1.60%
	0.00%	0.00%	0.00%	0.00%							

Based on net asset value/unit, after deduction asset management fee, custody fee and other charges, over one year period annualized yield rates. Yields and performance of past periods do not guarantee future performance of the fund.

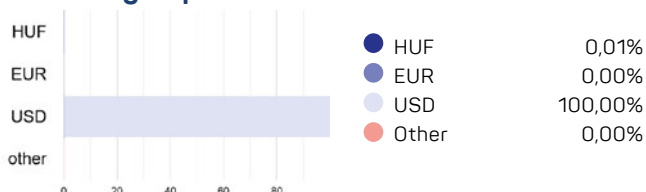
## Portfolio manager



Lőke András  
portfolio manager

He started his professional career as an analyst at MKB Bank's Money and Capital Market Directorate in 2008. He has been working as a portfolio manager since 2011 – with an ever-expanding investment focus – and since May 2023 he has been working for MBH Fund Management. He is currently responsible for managing equity exposure in forint, euro and dollar short bond funds, regional equity funds, mixed funds sold in the Czech Republic and institutional portfolios in Central and Eastern Europe. He passed the VAP exam in 2010 and a CEFA (EFFAS) degree in 2013.

## Net currency exposure



## Key facts

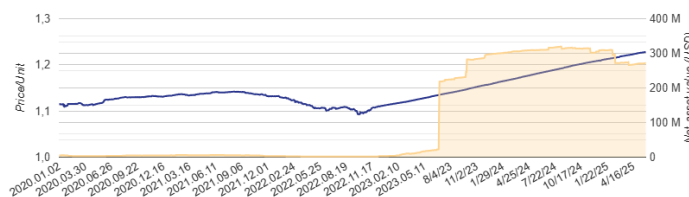
ISIN	HU0000708052
Currency of the fund	USD
Launch date	June 20, 2007
Fund type	short term bond fund
Settlement date	T+2 banking day
Net Asset Value	270,999,602
Price/Unit	1.227907

## Risk indicators of the Fund

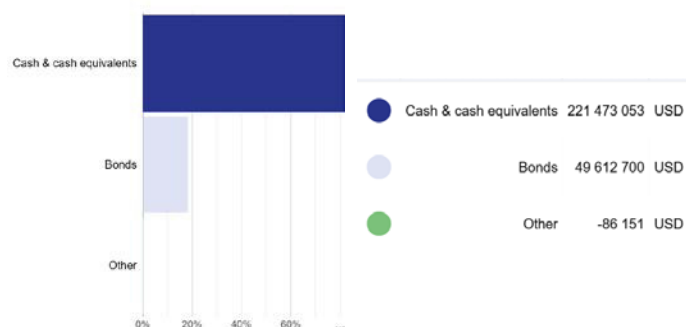
Net risk exposure	100,07%
Max Draw Down since inception	-4.3%

	6 months	1 year	3 years
Standard deviation	0.1%	0.2%	0.5%
Sharpe Ratio	-3.67	-5.87	-1.92

## Net asset value and price/unit



## Portfolio breakdown



## Top holdings over 10%

B O 08/07/25

## Investment activity

The proportions of short term US T-bills, term and sight deposits are allocated dynamically based on yield opportunities, rate expectations. The fund's objective is capital accumulation with low volatility, duration stands below 0.1 year for cautionary purposes. The fund has no exposure to Hungarian bonds or T-bills.

## Glossary

**Unit Price (Net Asset Value per Unit):** shows how much of the Fund's assets are available per unit, at which value units can be purchased or redeemed. We present the unit price according to the date of preparation of the report - the last distribution day of the previous month.

**Settlement:** how long after the purchase / redemption order the financial settlement takes place. (Eg: in the case of day T + 3, the transaction will be settled according to the unit price valid on the 3rd trading day after the order is placed.)

**Investment period:** the investment period is usually divided into short, medium and long term. In the short term, they typically think for a period of about one year, in the medium term for a period of about one to three years, and in the long term for more than 5 years. The recommended minimum investment period is determined in relation to the Fund's risk (the degree of historical exchange rate fluctuations experienced).

**ISIN:** (International Securities Identification Number): a unique international identifier for securities.

**Aggregate risk indicator:** provides guidance on the risk level of this product relative to other fund products. It shows how likely this product is to cause a financial loss because of the market movements or because we cannot pay you. The indicator is based on the fluctuations in daily returns of the retrospective values modelled on the Fund's theoretical portfolio composition over the past 10 years. Lower values typically mean lower risk and lower expected returns, while towards higher values the risk and expected return increase. This classification may change over the life of the Fund.

**Net asset value:** the assets of investment funds less the value of their liabilities, the market value of the total assets managed by the fund. We present a value determined according to the date of preparation of the report - the last distribution day of the previous month.

**Portfolio:** means the composition and totality of the assets held by investment funds.

**Standard deviation:** the average deviation of the yields from the average value, ie the fluctuation of the daily yields achieved in the past, the table shows data (6 years, 1 year and 3 years) looking back from the date of reporting - the last distribution day of the previous month.

**Sharpe ratio:** the ratio of excess return over risk-free return to standard deviation, the table shows data for the 6-month, 1-year and 3-year periods from the date of reporting to the date of reporting - the last trading day of the previous month.

**Max Drawdown Indicator:** Shows the percentage of the largest rate drop since the start of the Fund compared to the highest exchange rate value achieved in the past.

## Legal disclaimer

More detailed information about the costs related to distribution (purchase, holding, redemption) of investment units, the risks and investment policy of the Fund, is available in the Fund's Prospectus and Management Policy, as well as at the distribution places. Information provided in this document is not exhaustive, so in order to make an well-informed investment decision, please read carefully sections about the Fund's potential risks and detailed terms and conditions in the Fund's Prospectus, Management Policy and Key Investor Information, as well as the actual Fund related sections of the investment services and ancillary services policy of the relevant distributor, and inquire about the cost of registering the investment units in a securities account. Only mutual understanding of these documents and information ensures to make a conscious decision about whether investing into the Fund is in line with the investor's risk tolerance!

The informative documentation is available on the website [www.mbhalapkezekelo.hu](http://www.mbhalapkezekelo.hu) and at the distribution places of the relevant distributors.

This document is a marketing communication material according to 55 of Section (1) Paragraph 4 of the Act on Collective Investment Trust and Their Managers, and on the Amendment of Financial Regulations, but does not mean any offer for distribution, and is not an investment- or a taxing advice.

The Fund Manager is MBH Alapkezelő Zrt. (number of supervisory licence: **H-EN-III-22/2022**), Chief Distributor of the Fund is MBH Bank Nyrt. (number of supervisory licence: H-EN-I-57/2023., member of the Budapest Stock Exchange).


## Investment policy

The fund provides an opportunity to share in the performance of commodity and commodity markets. The fund uses indirect investments: it buys collective investment securities, uses commodity and index derivatives, and holds commodity-linked corporate stocks and bonds. The fund offers broadly defined commodity market exposure, including precious metals, industrial metals, rare earths, petroleum derivatives, natural gas, agricultural crops and animals, and more. The Fund Manager follows an active strategy so that the fund can also take sales positions, in which case it can benefit from the fall in prices. The fund may also hold assets in bank deposits, listed shares and debt securities, as well as buy and sell positions in commodity-linked currencies (CAD, AUD, BRL, etc.).

## Recommended for

those who want to expand their securities portfolio by investing in commodities; for those who trust in the long-term, favorable performance of commodity markets

## Aggregate risk indicator



## Recommended investment horizon



## Performance

	3 months	6 months	1 year	3 years	5 years	Since launch date	2024	2023	2022	2021	2020
	Periodic yield		Annualized yield			Calendar year performance					
Fund	-6.70%	-3.17%	0.56%	3.29%	12.10%	1.45%	12.74%	1.52%	18.09%	20.62%	-2.05%
Benchmark	-6.99%	-4.29%	-1.33%	-4.02%	10.65%	3.01%	11.94%	-9.59%	22.26%	28.92%	-3.53%

Based on net asset value/unit, after deduction asset management fee, custody fee and other charges, over one year period annualized yield rates. Yields and performance of past periods do not guarantee future performance of the fund.

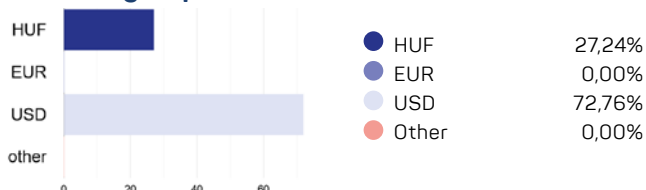
## Portfolio manager



Lesták Richárd  
portfolio manager

He studied at the Budapest Business School – Faculty of Finance and Accounting specialising in Corporate Finance, which he later completed with a CEFA degree. He started his career in the banking sector, then joined the Fund Management team in 2014 as portfolio manager, where he was primarily active in the field of institutional asset management. He has gained extensive experience in international stock selection, institutional portfolio management, and analysis of equity markets and other asset classes. Currently, he is the portfolio manager of several total return, equity and thematic investment funds, as well as dealing with stock selection.

## Net currency exposure



## Key facts

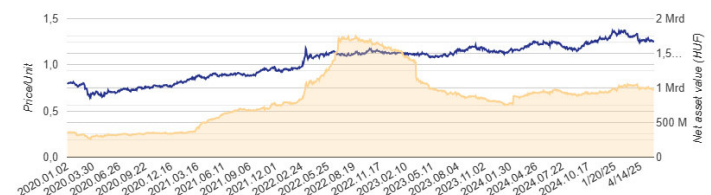
ISIN	HU0000707971
Currency of the fund	HUF
Launch date	June 29, 2009
Fund type	commodity fund
Settlement date	T+4 banking day
Net Asset Value	966,528,528
Price/Unit	1.244809
Benchmark	70% BCOM Index + 30% ZMAX Index

## Risk indicators of the Fund

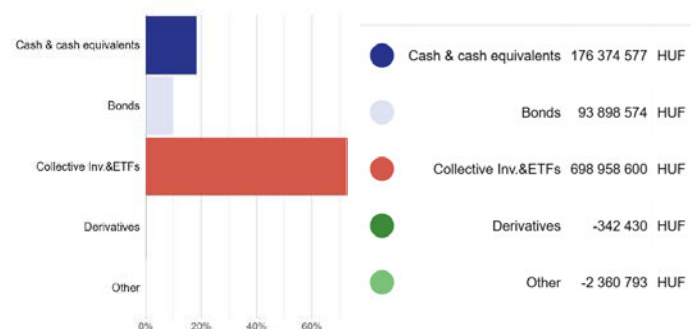
Net risk exposure	111,20%
Max Draw Down since inception	-51.0%

	6 months	1 year	3 years
Standard deviation	8.4%	11.5%	10.3%
Sharpe Ratio	-0.63	-0.47	-0.56

## Net asset value and price/unit



## Portfolio breakdown



## Top holdings over 10%

CMOD LN  
ICOM LN

## Investment activity

In May we had neutral commodity exposure compared to the benchmark. During the month the performance of the commodities was unchanged, precious metals underperformed and energy commodities overperformed. We closed our precious metals overweight. Our other active investments performed quite well relative to the benchmark.

## Glossary

**Unit Price (Net Asset Value per Unit):** shows how much of the Fund's assets are available per unit, at which value units can be purchased or redeemed. We present the unit price according to the date of preparation of the report - the last distribution day of the previous month.

**Settlement:** how long after the purchase / redemption order the financial settlement takes place. (Eg: in the case of day T + 3, the transaction will be settled according to the unit price valid on the 3rd trading day after the order is placed.)

**Investment period:** the investment period is usually divided into short, medium and long term. In the short term, they typically think for a period of about one year, in the medium term for a period of about one to three years, and in the long term for more than 5 years. The recommended minimum investment period is determined in relation to the Fund's risk (the degree of historical exchange rate fluctuations experienced).

**ISIN:** (International Securities Identification Number): a unique international identifier for securities.

**Aggregate risk indicator:** provides guidance on the risk level of this product relative to other fund products. It shows how likely this product is to cause a financial loss because of the market movements or because we cannot pay you. The indicator is based on the fluctuations in daily returns of the retrospective values modelled on the Fund's theoretical portfolio composition over the past 10 years. Lower values typically mean lower risk and lower expected returns, while towards higher values the risk and expected return increase. This classification may change over the life of the Fund.

**Net asset value:** the assets of investment funds less the value of their liabilities, the market value of the total assets managed by the fund. We present a value determined according to the date of preparation of the report - the last distribution day of the previous month.

**Portfolio:** means the composition and totality of the assets held by investment funds.

**Standard deviation:** the average deviation of the yields from the average value, ie the fluctuation of the daily yields achieved in the past, the table shows data (6 years, 1 year and 3 years) looking back from the date of reporting - the last distribution day of the previous month.

**Sharpe ratio:** the ratio of excess return over risk-free return to standard deviation, the table shows data for the 6-month, 1-year and 3-year periods from the date of reporting to the date of reporting - the last trading day of the previous month.

**Max Drawdown Indicator:** Shows the percentage of the largest rate drop since the start of the Fund compared to the highest exchange rate value achieved in the past.

## Legal disclaimer

More detailed information about the costs related to distribution (purchase, holding, redemption) of investment units, the risks and investment policy of the Fund, is available in the Fund's Prospectus and Management Policy, as well as at the distribution places. Information provided in this document is not exhaustive, so in order to make an well-informed investment decision, please read carefully sections about the Fund's potential risks and detailed terms and conditions in the Fund's Prospectus, Management Policy and Key Investor Information, as well as the actual Fund related sections of the investment services and ancillary services policy of the relevant distributor, and inquire about the cost of registering the investment units in a securities account. Only mutual understanding of these documents and information ensures to make a conscious decision about whether investing into the Fund is in line with the investor's risk tolerance!

The informative documentation is available on the website [www.mbhalapkezo.hu](http://www.mbhalapkezo.hu) and at the distribution places of the relevant distributors.

This document is a marketing communication material according to 55 of Section (1) Paragraph 4 of the Act on Collective Investment Trust and Their Managers, and on the Amendment of Financial Regulations, but does not mean any offer for distribution, and is not an investment- or a taxing advice.

The Fund Manager is MBH Alapkezelő Zrt. (number of supervisory licence: **H-EN-III-22/2022**), Chief Distributor of the Fund is MBH Bank Nyrt. (number of supervisory licence: H-EN-I-57/2023., member of the Budapest Stock Exchange).

# MBH Centrál Abszolút Hozamú Származtatott Alap

(MBH „Central” Total Return Derivative Fund)



Monthly Fact Sheet – 30 May 2025

www.mbalapkezezo.hu


## Investment policy

The investment objective of the Fund is to exceed the minimum annual return limit set in the Prospectus of the Fund. The objective of the Fund is capital growth. The Fund invests its assets in the hope of achieving a balanced return by investing in assets with the broadest risk profile available. The Fund seeks to use FX, interest rate, derivatives and securities transactions to adjust its positions in line with prevailing market trends and to anticipate them in order to increase the value of the capital invested by unit-holders over the medium term. The Fund has a Central European geographical specification, but no specific industry exposure.

## Recommended for

The Fund is intended for investors with a medium-term horizon and a medium risk tolerance, who are not sensitive to the possibility of a few months of unfavourable returns, but who do not wish to follow the markets on a daily basis and reallocate their savings between lower and higher risk assets, leaving this to financial professionals.

## Aggregate risk indicator



## Recommended investment horizon



## Performance

	3 months	6 months	1 year	3 years	5 years	Since launch date	2024	2023	2022	2021	2020
	Periodic yield		Annualized yield				Calendar year performance				
Fund	2.98%	7.76%	14.79%	16.24%	15.74%		18.11%	25.30%	-8.01%	22.54%	-0.10%
Threshold return	1.39%	2.81%	9.90%	12.79%	12.97%		16.16%	24.30%	-12.22%	20.71%	-0.97%

Based on net asset value/unit, after deduction asset management fee, custody fee and other charges, over one year period annualized yield rates. Yields and performance of past periods do not guarantee future performance of the fund.

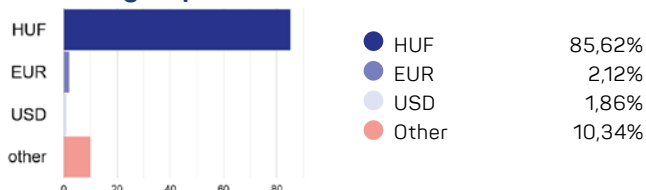
## Portfolio manager



Herczog Péter  
Business Unit  
Manager

He graduated from the Faculty of Business Administration of Corvinus University of Budapest with a specialization in investment analysis. He started his career at Concorde Securities Ltd. in 2005, and between 2006 and 2016 he was a portfolio manager of Concorde Fund Management (today known as Hold Fund Management), where he managed regional bond and equity funds. He graduated from CFA in 2010. From 2016 to 2024 he represented the EBRD (European Bank for Reconstruction and Development) in Hungary. In January 2024, he joined the team of MBH Fund Management Zrt. as a business unit manager.

## Net currency exposure



## Key facts

ISIN	HU0000702964
Currency of the fund	HUF
Launch date	October 10, 2016
Fund type	absolute return fund
Settlement date	T+3 banking day
Net Asset Value	22,639,367,338
Price/Unit	4.509432
Threshold return	annual 5,32%

## Risk indicators of the Fund

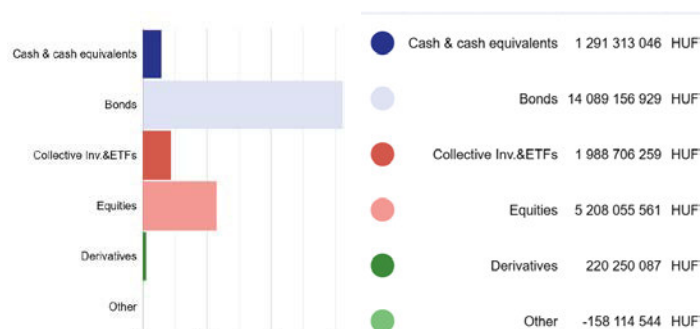
Net risk exposure	100,64%
Max Draw Down since inception	-55.7%

	6 months	1 year	3 years
Standard deviation	3.0%	4.5%	11.2%
Sharpe Ratio	1.73	1.97	0.71

## Net asset value and price/unit



## Portfolio breakdown



## Top holdings over 10%

## Investment activity

The fund closed May with a risky asset allocation of around 45% of the NAV (30% net equity + 15% corporate bonds). Based on the fund's mandate, the largest exposure was to the Central European region, with banking sector stocks dominating. We have used the positive environment of the markets in May to decrease the equity exposure of the fund. The fund's foreign exchange exposure was fully hedged to forint.

## Glossary

**Unit Price (Net Asset Value per Unit):** shows how much of the Fund's assets are available per unit, at which value units can be purchased or redeemed. We present the unit price according to the date of preparation of the report - the last distribution day of the previous month.

**Settlement:** how long after the purchase / redemption order the financial settlement takes place. (Eg: in the case of day T + 3, the transaction will be settled according to the unit price valid on the 3rd trading day after the order is placed.)

**Investment period:** the investment period is usually divided into short, medium and long term. In the short term, they typically think for a period of about one year, in the medium term for a period of about one to three years, and in the long term for more than 5 years. The recommended minimum investment period is determined in relation to the Fund's risk (the degree of historical exchange rate fluctuations experienced).

**ISIN:** (International Securities Identification Number): a unique international identifier for securities.

**Aggregate risk indicator:** provides guidance on the risk level of this product relative to other fund products. It shows how likely this product is to cause a financial loss because of the market movements or because we cannot pay you. The indicator is based on the fluctuations in daily returns of the retrospective values modelled on the Fund's theoretical portfolio composition over the past 10 years. Lower values typically mean lower risk and lower expected returns, while towards higher values the risk and expected return increase. This classification may change over the life of the Fund.

**Net asset value:** the assets of investment funds less the value of their liabilities, the market value of the total assets managed by the fund. We present a value determined according to the date of preparation of the report - the last distribution day of the previous month.

**Portfolio:** means the composition and totality of the assets held by investment funds.

**Standard deviation:** the average deviation of the yields from the average value, ie the fluctuation of the daily yields achieved in the past, the table shows data (6 years, 1 year and 3 years) looking back from the date of reporting - the last distribution day of the previous month.

**Sharpe ratio:** the ratio of excess return over risk-free return to standard deviation, the table shows data for the 6-month, 1-year and 3-year periods from the date of reporting to the date of reporting - the last trading day of the previous month.

**Max Drawdown Indicator:** Shows the percentage of the largest rate drop since the start of the Fund compared to the highest exchange rate value achieved in the past.

## Legal disclaimer

More detailed information about the costs related to distribution (purchase, holding, redemption) of investment units, the risks and investment policy of the Fund, is available in the Fund's Prospectus and Management Policy, as well as at the distribution places. Information provided in this document is not exhaustive, so in order to make an well-informed investment decision, please read carefully sections about the Fund's potential risks and detailed terms and conditions in the Fund's Prospectus, Management Policy and Key Investor Information, as well as the actual Fund related sections of the investment services and ancillary services policy of the relevant distributor, and inquire about the cost of registering the investment units in a securities account. Only mutual understanding of these documents and information ensures to make a conscious decision about whether investing into the Fund is in line with the investor's risk tolerance!

The informative documentation is available on the website [www.mbhalapkezo.hu](http://www.mbhalapkezo.hu) and at the distribution places of the relevant distributors.

This document is a marketing communication material according to 55 of Section (1) Paragraph 4 of the Act on Collective Investment Trust and Their Managers, and on the Amendment of Financial Regulations, but does not mean any offer for distribution, and is not an investment- or a taxing advice.

The Fund Manager is MBH Alapkezelő Zrt. (number of supervisory licence: **H-EN-III-22/2022**), Chief Distributor of the Fund is MBH Bank Nyrt. (number of supervisory licence: H-EN-I-57/2023., member of the Budapest Stock Exchange).



# MBH PB TOP Abszolút Hozamú Származtatott Alap

(MBH „PB TOP” Total Return Derivative Fund)



Monthly Fact Sheet – 30 May 2025

www.mbalapkezezo.hu


## Investment policy

The fund's investment objective is to achieve a positive return over the 5-year time horizon recommended for investment and to exceed the minimum annual return limit set in the fund's management regulations. The fund manager implements the investment strategy through active portfolio management and an absolute return strategy, building up a portfolio of several asset classes, the weighting of which is adjusted dynamically according to the market situation and the strategy pursued. The Fund's potential investment universe is as broad and global as possible: bank deposits, equities, bonds, investment funds and derivatives.

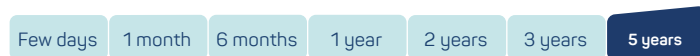
## Recommended for

For those investors who wish to optimise the return on their long-term investments while taking reasonable risks; who are looking for a flexible form of investment with an acceptable performance even under changing market conditions; who wish to invest their savings in order to achieve long-term goals, typically beyond a 5-year time horizon [e.g. retirement, purchase of real estate etc.]

## Aggregate risk indicator



## Recommended investment horizon



## Performance

	3 months	6 months	1 year	3 years	5 years	Since launch date	2024	2023	2022	2021	2020
	Periodic yield		Annualized yield			Calendar year performance					
Fund	0.59%	1.02%	7.23%	11.35%	9.74%	5.50%	8.30%	20.53%	0.30%	14.87%	1.36%
Threshold return	1.56%	3.11%	6.77%				7.16%	9.36%			

Based on net asset value/unit, after deduction asset management fee, custody fee and other charges, over one year period annualized yield rates. Yields and performance of past periods do not guarantee future performance of the fund.

## Portfolio manager



Czipra Gábor  
portfolio manager

He graduated from the Corvinus University of Budapest with a degree in finance in 2007, then started his professional career at Aegon Fund Management as a junior portfolio manager, and later as an active bond manager in insurance and fund asset management at the national and regional level. From the beginning of 2012, he continued at Takarékszövetkezet Fund Management as an investment manager. He joined the team of MKB Investment Fund Management at the beginning of 2016, where he was responsible for managing bond and absolute yield portfolios, and is currently performing this activity as a member of the MKB-Pannónia Fund Management team. In the 2019 Privátbankár.hu Klasszis professional competition, the funds managed by it took first place: in the Best Absolute Yield Non-Derivative Fund and Best Advanced Market Equity Fund categories.

## Key facts

ISIN	HU0000714241
Currency of the fund	HUF
Launch date	October 1, 2014
Fund type	absolute return fund
Settlement date	T+3 banking day
Net Asset Value	6,848,257,813
Price/Unit	1.787931
Threshold return	annual 5.97%

## Risk indicators of the Fund

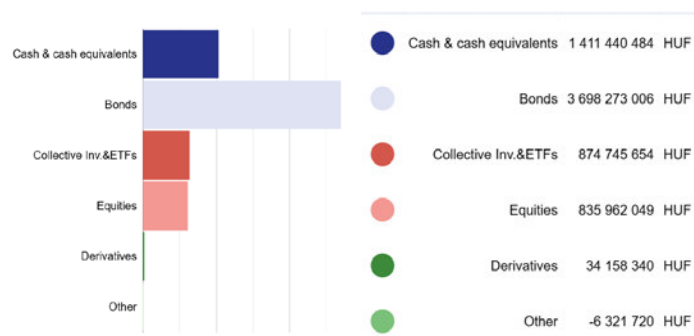
Net risk exposure	100.06%
Max Draw Down since inception	-15.2%

	6 months	1 year	3 years
Standard deviation	4.0%	4.3%	5.6%
Sharpe Ratio	-0.36	0.30	0.42

## Net asset value and price/unit



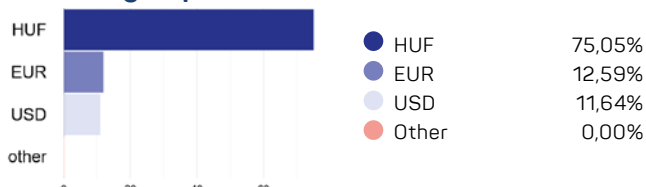
## Portfolio breakdown



## Top holdings over 10%

ROMANI 4.125 03/11/39

## Net currency exposure



## Investment activity

The exposure of the local banking assets has been decreased during the period. We still keep our exposure to 5-8 year maturities of US dollar and euro-denominated regional government bonds, which we are reducing to achieve higher yields than domestic yields. Our corporate bond exposure is mainly in short-duration foreign currency instruments, which we hedge against currency risk.

## Glossary

**Unit Price (Net Asset Value per Unit):** shows how much of the Fund's assets are available per unit, at which value units can be purchased or redeemed. We present the unit price according to the date of preparation of the report - the last distribution day of the previous month.

**Settlement:** how long after the purchase / redemption order the financial settlement takes place. (Eg: in the case of day T + 3, the transaction will be settled according to the unit price valid on the 3rd trading day after the order is placed.)

**Investment period:** the investment period is usually divided into short, medium and long term. In the short term, they typically think for a period of about one year, in the medium term for a period of about one to three years, and in the long term for more than 5 years. The recommended minimum investment period is determined in relation to the Fund's risk (the degree of historical exchange rate fluctuations experienced).

**ISIN:** (International Securities Identification Number): a unique international identifier for securities.

**Aggregate risk indicator:** provides guidance on the risk level of this product relative to other fund products. It shows how likely this product is to cause a financial loss because of the market movements or because we cannot pay you. The indicator is based on the fluctuations in daily returns of the retrospective values modelled on the Fund's theoretical portfolio composition over the past 10 years. Lower values typically mean lower risk and lower expected returns, while towards higher values the risk and expected return increase. This classification may change over the life of the Fund.

**Net asset value:** the assets of investment funds less the value of their liabilities, the market value of the total assets managed by the fund. We present a value determined according to the date of preparation of the report - the last distribution day of the previous month.

**Portfolio:** means the composition and totality of the assets held by investment funds.

**Standard deviation:** the average deviation of the yields from the average value, ie the fluctuation of the daily yields achieved in the past, the table shows data (6 years, 1 year and 3 years) looking back from the date of reporting - the last distribution day of the previous month.

**Sharpe ratio:** the ratio of excess return over risk-free return to standard deviation, the table shows data for the 6-month, 1-year and 3-year periods from the date of reporting to the date of reporting - the last trading day of the previous month.

**Max Drawdown Indicator:** Shows the percentage of the largest rate drop since the start of the Fund compared to the highest exchange rate value achieved in the past.

## Legal disclaimer

More detailed information about the costs related to distribution (purchase, holding, redemption) of investment units, the risks and investment policy of the Fund, is available in the Fund's Prospectus and Management Policy, as well as at the distribution places. Information provided in this document is not exhaustive, so in order to make an well-informed investment decision, please read carefully sections about the Fund's potential risks and detailed terms and conditions in the Fund's Prospectus, Management Policy and Key Investor Information, as well as the actual Fund related sections of the investment services and ancillary services policy of the relevant distributor, and inquire about the cost of registering the investment units in a securities account. Only mutual understanding of these documents and information ensures to make a conscious decision about whether investing into the Fund is in line with the investor's risk tolerance!

The informative documentation is available on the website [www.mbhalapkezo.hu](http://www.mbhalapkezo.hu) and at the distribution places of the relevant distributors.

This document is a marketing communication material according to 55 of Section (1) Paragraph 4 of the Act on Collective Investment Trust and Their Managers, and on the Amendment of Financial Regulations, but does not mean any offer for distribution, and is not an investment- or a taxing advice.

The Fund Manager is MBH Alapkezelő Zrt. (number of supervisory licence: **H-EN-III-22/2022**), Chief Distributor of the Fund is MBH Bank Nyrt. (number of supervisory licence: H-EN-I-57/2023., member of the Budapest Stock Exchange).