

MBH Global Titans Abszolút Hozamú Alapok Alapja

(MBH „Global Titans” Total Return Fund of Funds)



Monthly Fact Sheet – 30 April 2025

www.mbalapkezezo.hu

Investment policy

The Fund seeks to achieve a positive return independent of the capital market environment and aims to outperform a money market indicator representing a risk-free return, namely the forward-looking return on a 1-year discount bond (DKJ) as determined by the Government Debt Management Agency (ÁKK). The objective of the Fund is to achieve a return in excess of the return provided by government bonds, with the assumption of additional risk, which the Fund Manager intends to achieve primarily through a portfolio of securities in collective investment vehicles. The Fund's objective is capital growth and the results achieved on the investment vehicles will be reinvested in the vehicles defined in the investment policy. The Fund has no specific industry or geographical exposure.

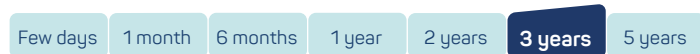
Recommended for

The Fund is intended for investors with a medium-term horizon who are willing to take on above-average risk in order to achieve a higher return.

Aggregate risk indicator



Recommended investment horizon



Performance

| | 3 months | 6 months | 1 year | 3 years | 5 years | Since launch date | 2024 | 2023 | 2022 | 2021 | 2020 |
|------|----------|----------|--------|---------|---------|-------------------|--------|-------|--------|--------|-------|
| Fund | 2.48% | 5.08% | 8.56% | 8.22% | 12.45% | 8.14% | 14.39% | 9.21% | -5.71% | 26.49% | 8.79% |

Based on net asset value/unit, after deduction asset management fee, custody fee and other charges, over one year period annualized yield rates. Yields and performance of past periods do not guarantee future performance of the fund.

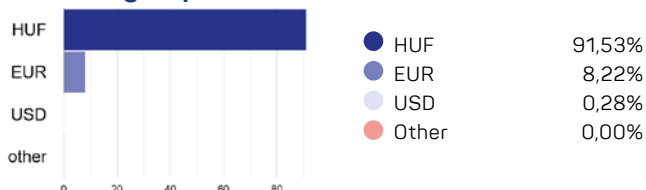
Portfolio manager



Bene Zsombor
portfolio manager

He obtained his degree from the Faculty of Business Administration at Corvinus University of Budapest, specializing in Investment Analysis within the Finance program. In 2013, he was accepted into the K&H Bank Zrt. Karrierstart! program and from the summer of 2014, he worked at K&H Asset Management Zrt., initially dealing with equity analysis of domestic and regional companies, and from 2017 he was responsible for managing international equity funds. From the summer of 2019, he managed domestic and regional equity funds, as well as an absolute return fund, and was a decision-making member of the KBC Group's equity strategy committee. In 2018, he obtained a CFA diploma. Since 2019, he has been a guest lecturer at Budapest Corvinus University. From May 2021, he has been a stock portfolio manager at Budapest Fund Management Co. Ltd.

Net currency exposure



Key facts

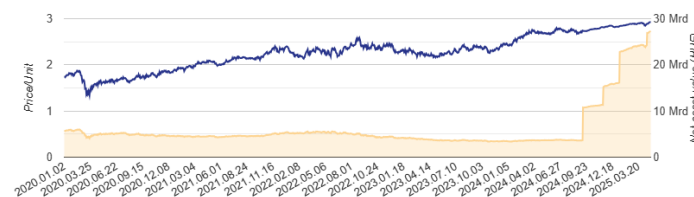
| | |
|----------------------|----------------------|
| ISIN | HU0000710595 |
| Currency of the fund | HUF |
| Launch date | August 11, 2011 |
| Fund type | absolute return fund |
| Settlement date | T+3 banking day |
| Net Asset Value | 27,287,726,567 |
| Price/Unit | 2.936894 |

Risk indicators of the Fund

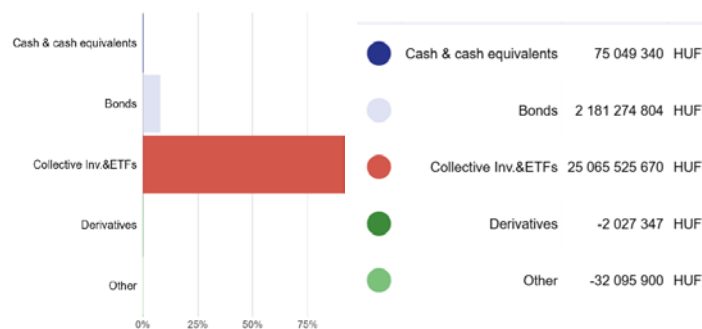
| | |
|-------------------------------|---------|
| Net risk exposure | 100,18% |
| Max Draw Down since inception | -27.99% |

| | 6 months | 1 year | 3 years |
|--------------------|----------|--------|---------|
| Standard deviation | 2.0% | 5.2% | 12.7% |
| Sharpe Ratio | 1.33 | 0.47 | -0.06 |

Net asset value and price/unit



Portfolio breakdown



Top holdings over 10%

ACABALA HB
ACCRBFA HB

Investment activity

The Fund performed well during the volatile period in April. Over the month, it was up 0.61%, with the largest decline not exceeding 2%. Both the MBH and external funds, on average, returned 1.2%.

Glossary

Unit Price (Net Asset Value per Unit): shows how much of the Fund's assets are available per unit, at which value units can be purchased or redeemed. We present the unit price according to the date of preparation of the report - the last distribution day of the previous month.

Settlement: how long after the purchase / redemption order the financial settlement takes place. (Eg: in the case of day T + 3, the transaction will be settled according to the unit price valid on the 3rd trading day after the order is placed.)

Investment period: the investment period is usually divided into short, medium and long term. In the short term, they typically think for a period of about one year, in the medium term for a period of about one to three years, and in the long term for more than 5 years. The recommended minimum investment period is determined in relation to the Fund's risk (the degree of historical exchange rate fluctuations experienced).

ISIN: (International Securities Identification Number): a unique international identifier for securities.

Aggregate risk indicator: provides guidance on the risk level of this product relative to other fund products. It shows how likely this product is to cause a financial loss because of the market movements or because we cannot pay you. The indicator is based on the fluctuations in daily returns of the retrospective values modelled on the Fund's theoretical portfolio composition over the past 10 years. Lower values typically mean lower risk and lower expected returns, while towards higher values the risk and expected return increase. This classification may change over the life of the Fund.

Net asset value: the assets of investment funds less the value of their liabilities, the market value of the total assets managed by the fund. We present a value determined according to the date of preparation of the report - the last distribution day of the previous month.

Portfolio: means the composition and totality of the assets held by investment funds.

Standard deviation: the average deviation of the yields from the average value, ie the fluctuation of the daily yields achieved in the past, the table shows data (6 years, 1 year and 3 years) looking back from the date of reporting - the last distribution day of the previous month.

Sharpe ratio: the ratio of excess return over risk-free return to standard deviation, the table shows data for the 6-month, 1-year and 3-year periods from the date of reporting to the date of reporting - the last trading day of the previous month.

Max Drawdown Indicator: Shows the percentage of the largest rate drop since the start of the Fund compared to the highest exchange rate value achieved in the past.

Legal disclaimer

More detailed information about the costs related to distribution (purchase, holding, redemption) of investment units, the risks and investment policy of the Fund, is available in the Fund's Prospectus and Management Policy, as well as at the distribution places. Information provided in this document is not exhaustive, so in order to make an well-informed investment decision, please read carefully sections about the Fund's potential risks and detailed terms and conditions in the Fund's Prospectus, Management Policy and Key Investor Information, as well as the actual Fund related sections of the investment services and ancillary services policy of the relevant distributor, and inquire about the cost of registering the investment units in a securities account. Only mutual understanding of these documents and information ensures to make a conscious decision about whether investing into the Fund is in line with the investor's risk tolerance!

The informative documentation is available on the website www.mbhalapkezes.hu and at the distribution places of the relevant distributors.

This document is a marketing communication material according to 55 of Section (1) Paragraph 4 of the Act on Collective Investment Trust and Their Managers, and on the Amendment of Financial Regulations, but does not mean any offer for distribution, and is not an investment- or a taxing advice.

The Fund Manager is MBH Alapkezelő Zrt. (number of supervisory licence: **H-EN-III-22/2022**), Chief Distributor of the Fund is MBH Bank Nyrt. (number of supervisory licence: H-EN-I-57/2023., member of the Budapest Stock Exchange).