

# MBH Feltörekvő Piaci Részvény Alap

(MBH Emerging Market Equity Fund)



Monthly Fact Sheet – 31 March 2025

www.mbalapkezelelo.hu

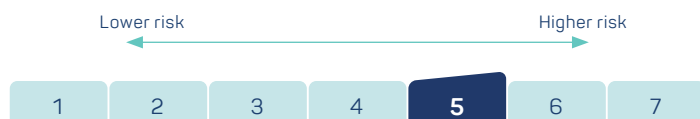
## Investment policy

The objective of the Fund is to provide the highest possible return to the investors by taking advantage of the price movements in the equity markets, while taking the risks that the Fund Manager considers reasonable. The Fund Manager intends to invest the assets of the Fund primarily in equities and, to a lesser extent, in a mix of government bonds and other interest-bearing securities. The Fund shall seek to invest in a manner that involves a reasonable degree of risk and to achieve the highest possible return. The Fund's financial objective is to invest its capital diversified across Hungarian and/or international equity markets to achieve or exceed the average market returns available. The objective of the Fund is capital growth.

## Recommended for

It is a preferred form of investment for investors with a longer-term horizon, who are willing to take higher than average risks in the hope of higher returns. The recommended minimum investment period is 5 years.

## Aggregate risk indicator



## Recommended investment horizon



## Performance

	3 months	6 months	1 year	3 years	5 years	Since launch date	2024	2023	2022	2021	2020
Fund	-0.80%	2.82%	14.47%	6.36%	10.06%	3.44%	22.66%	2.62%	-7.57%	-2.67%	18.97%

Based on net asset value/unit, after deduction asset management fee, custody fee and other charges, over one year period annualized yield rates. Yields and performance of past periods do not guarantee future performance of the fund.

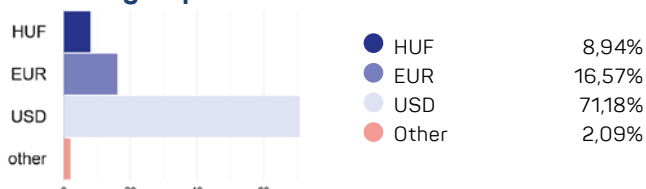
## Portfolio manager



Czfira Gábor  
portfolio manager

He graduated from the Corvinus University of Budapest with a degree in finance in 2007, then started his professional career at Aegon Fund Management as a junior portfolio manager, and later as an active bond manager in insurance and fund asset management at the national and regional level. From the beginning of 2012, he continued at Takarékszövetkezet Fund Management as an investment manager. He joined the team of MKB Investment Fund Management at the beginning of 2016, where he was responsible for managing bond and absolute yield portfolios, and is currently performing this activity as a member of the MKB-Pannónia Fund Management team. In the 2019 Privátbankár.hu Klasszis professional competition, the funds managed by it took first place: in the Best Absolute Yield Non-Derivative Fund and Best Advanced Market Equity Fund categories.

## Net currency exposure



## Key facts

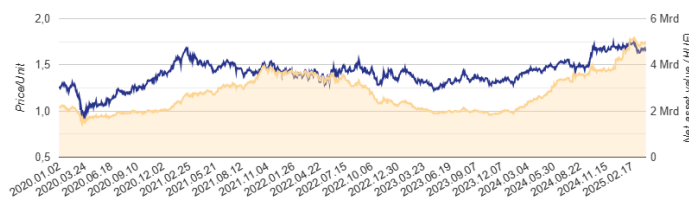
ISIN	HU0000708623
Currency of the fund	HUF
Launch date	April 28, 2010
Fund type	equity fund
Settlement date	T+3 banking day
Net Asset Value	4,951,874,420
Price/Unit	1.719353

## Risk indicators of the Fund

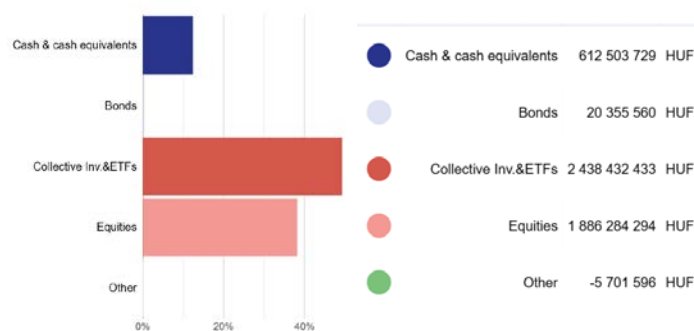
Net risk exposure	100,10%
Max Draw Down since inception	-35.41%

	6 months	1 year	3 years
Standard deviation	10.7%	15.0%	18.3%
Sharpe Ratio	0.03	0.56	-0.14

## Net asset value and price/unit



## Portfolio breakdown



## Top holdings over 10%

MXFS LN

## Investment activity

The size of the Fund stagnates during the month. The inflow of capital kept the Fund slightly below the benchmark during the month, with equity exposure under 90%. The foreign currency exposure taken on was not hedged, which contributed negatively to the portfolio's performance over the period. During December, the MBH EMEA Equity Fund was merged into the Fund.

## Glossary

**Unit Price (Net Asset Value per Unit):** shows how much of the Fund's assets are available per unit, at which value units can be purchased or redeemed. We present the unit price according to the date of preparation of the report - the last distribution day of the previous month.

**Settlement:** how long after the purchase / redemption order the financial settlement takes place. (Eg: in the case of day T + 3, the transaction will be settled according to the unit price valid on the 3rd trading day after the order is placed.)

**Investment period:** the investment period is usually divided into short, medium and long term. In the short term, they typically think for a period of about one year, in the medium term for a period of about one to three years, and in the long term for more than 5 years. The recommended minimum investment period is determined in relation to the Fund's risk (the degree of historical exchange rate fluctuations experienced).

**ISIN:** (International Securities Identification Number): a unique international identifier for securities.

**Aggregate risk indicator:** provides guidance on the risk level of this product relative to other fund products. It shows how likely this product is to cause a financial loss because of the market movements or because we cannot pay you. The indicator is based on the fluctuations in daily returns of the retrospective values modelled on the Fund's theoretical portfolio composition over the past 10 years. Lower values typically mean lower risk and lower expected returns, while towards higher values the risk and expected return increase. This classification may change over the life of the Fund.

**Net asset value:** the assets of investment funds less the value of their liabilities, the market value of the total assets managed by the fund. We present a value determined according to the date of preparation of the report - the last distribution day of the previous month.

**Portfolio:** means the composition and totality of the assets held by investment funds.

**Standard deviation:** the average deviation of the yields from the average value, ie the fluctuation of the daily yields achieved in the past, the table shows data (6 years, 1 year and 3 years) looking back from the date of reporting - the last distribution day of the previous month.

**Sharpe ratio:** the ratio of excess return over risk-free return to standard deviation, the table shows data for the 6-month, 1-year and 3-year periods from the date of reporting to the date of reporting - the last trading day of the previous month.

**Max Drawdown Indicator:** Shows the percentage of the largest rate drop since the start of the Fund compared to the highest exchange rate value achieved in the past.

## Legal disclaimer

More detailed information about the costs related to distribution (purchase, holding, redemption) of investment units, the risks and investment policy of the Fund, is available in the Fund's Prospectus and Management Policy, as well as at the distribution places. Information provided in this document is not exhaustive, so in order to make an well-informed investment decision, please read carefully sections about the Fund's potential risks and detailed terms and conditions in the Fund's Prospectus, Management Policy and Key Investor Information, as well as the actual Fund related sections of the investment services and ancillary services policy of the relevant distributor, and inquire about the cost of registering the investment units in a securities account. Only mutual understanding of these documents and information ensures to make a conscious decision about whether investing into the Fund is in line with the investor's risk tolerance!

The informative documentation is available on the website [www.mbhalapkezo.hu](http://www.mbhalapkezo.hu) and at the distribution places of the relevant distributors.

This document is a marketing communication material according to 55 of Section (1) Paragraph 4 of the Act on Collective Investment Trust and Their Managers, and on the Amendment of Financial Regulations, but does not mean any offer for distribution, and is not an investment- or a taxing advice.

The Fund Manager is MBH Alapkezelő Zrt. (number of supervisory licence: **H-EN-III-22/2022**), Chief Distributor of the Fund is MBH Bank Nyrt. (number of supervisory licence: H-EN-I-57/2023., member of the Budapest Stock Exchange).