

MBH Centrál Abszolút Hozamú Származtatott Alap

(MBH „Central” Total Return Derivative Fund)



Monthly Fact Sheet – 31 March 2025

www.mbalapkezezo.hu

Investment policy

The investment objective of the Fund is to exceed the minimum annual return limit set in the Prospectus of the Fund. The objective of the Fund is capital growth. The Fund invests its assets in the hope of achieving a balanced return by investing in assets with the broadest risk profile available. The Fund seeks to use FX, interest rate, derivatives and securities transactions to adjust its positions in line with prevailing market trends and to anticipate them in order to increase the value of the capital invested by unit-holders over the medium term. The Fund has a Central European geographical specification, but no specific industry exposure.

Recommended for

The Fund is intended for investors with a medium-term horizon and a medium risk tolerance, who are not sensitive to the possibility of a few months of unfavourable returns, but who do not wish to follow the markets on a daily basis and reallocate their savings between lower and higher risk assets, leaving this to financial professionals.

Aggregate risk indicator



Recommended investment horizon



Performance

	3 months	6 months	1 year	3 years	5 years	Since launch date	2024	2023	2022	2021	2020
	Periodic yield		Annualized yield			Calendar year performance					
Fund	3.97%	6.88%	15.71%	14.15%	17.72%	18.11%	25.30%	-8.01%	22.54%	-0.10%	
Threshold return	1.32%	3.04%	9.50%	10.28%	15.07%	16.16%	24.30%	-12.22%	20.71%	-0.97%	

Based on net asset value/unit, after deduction asset management fee, custody fee and other charges, over one year period annualized yield rates. Yields and performance of past periods do not guarantee future performance of the fund.

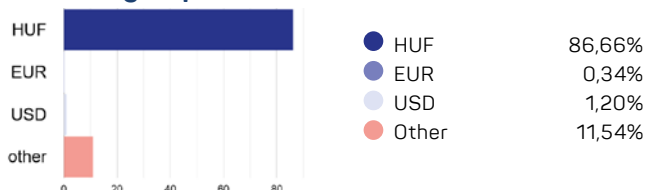
Portfolio manager



Herczog Péter
Business Unit
Manager

He graduated from the Faculty of Business Administration of Corvinus University of Budapest with a specialization in investment analysis. He started his career at Concorde Securities Ltd. in 2005, and between 2006 and 2016 he was a portfolio manager of Concorde Fund Management (today known as Hold Fund Management), where he managed regional bond and equity funds. He graduated from CFA in 2010. From 2016 to 2024 he represented the EBRD (European Bank for Reconstruction and Development) in Hungary. In January 2024, he joined the team of MBH Fund Management Zrt. as a business unit manager.

Net currency exposure



Key facts

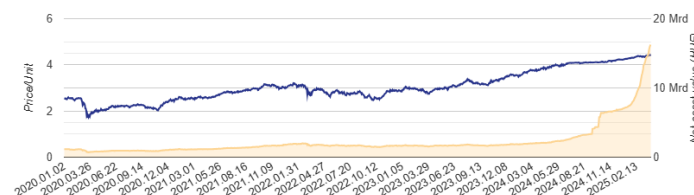
ISIN	HU0000702964
Currency of the fund	HUF
Launch date	October 10, 2016
Fund type	absolute return fund
Settlement date	T+3 banking day
Net Asset Value	16,227,404,438
Price/Unit	4.394282
Threshold return	annual 5,32%

Risk indicators of the Fund

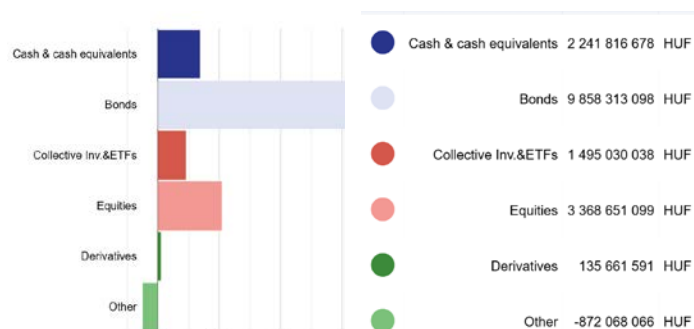
Net risk exposure	87,52%
Max Draw Down since inception	-55,7%

	6 months	1 year	3 years
Standard deviation	2.5%	5.6%	11.8%
Sharpe Ratio	1.73	1.74	0.41

Net asset value and price/unit



Portfolio breakdown



Top holdings over 10%

The fund closed March with a risky asset allocation of around 35% (20% net equity + 15% corporate bonds). Based on the fund's mandate, the largest exposure was to the Central European region, with banking sector stocks dominating. The positive sentiment in the regional markets in February significantly contributed to the fund's good monthly performance. We continue to hedge part of the risk exposure by opening forward sell positions. The fund's foreign exchange exposure was fully hedged to forint.

Investment activity

Glossary

Unit Price (Net Asset Value per Unit): shows how much of the Fund's assets are available per unit, at which value units can be purchased or redeemed. We present the unit price according to the date of preparation of the report - the last distribution day of the previous month.

Settlement: how long after the purchase / redemption order the financial settlement takes place. (Eg: in the case of day T + 3, the transaction will be settled according to the unit price valid on the 3rd trading day after the order is placed.)

Investment period: the investment period is usually divided into short, medium and long term. In the short term, they typically think for a period of about one year, in the medium term for a period of about one to three years, and in the long term for more than 5 years. The recommended minimum investment period is determined in relation to the Fund's risk (the degree of historical exchange rate fluctuations experienced).

ISIN: (International Securities Identification Number): a unique international identifier for securities.

Aggregate risk indicator: provides guidance on the risk level of this product relative to other fund products. It shows how likely this product is to cause a financial loss because of the market movements or because we cannot pay you. The indicator is based on the fluctuations in daily returns of the retrospective values modelled on the Fund's theoretical portfolio composition over the past 10 years. Lower values typically mean lower risk and lower expected returns, while towards higher values the risk and expected return increase. This classification may change over the life of the Fund.

Net asset value: the assets of investment funds less the value of their liabilities, the market value of the total assets managed by the fund. We present a value determined according to the date of preparation of the report - the last distribution day of the previous month.

Portfolio: means the composition and totality of the assets held by investment funds.

Standard deviation: the average deviation of the yields from the average value, ie the fluctuation of the daily yields achieved in the past, the table shows data (6 years, 1 year and 3 years) looking back from the date of reporting - the last distribution day of the previous month.

Sharpe ratio: the ratio of excess return over risk-free return to standard deviation, the table shows data for the 6-month, 1-year and 3-year periods from the date of reporting to the date of reporting - the last trading day of the previous month.

Max Drawdown Indicator: Shows the percentage of the largest rate drop since the start of the Fund compared to the highest exchange rate value achieved in the past.

Legal disclaimer

More detailed information about the costs related to distribution (purchase, holding, redemption) of investment units, the risks and investment policy of the Fund, is available in the Fund's Prospectus and Management Policy, as well as at the distribution places. Information provided in this document is not exhaustive, so in order to make an well-informed investment decision, please read carefully sections about the Fund's potential risks and detailed terms and conditions in the Fund's Prospectus, Management Policy and Key Investor Information, as well as the actual Fund related sections of the investment services and ancillary services policy of the relevant distributor, and inquire about the cost of registering the investment units in a securities account. Only mutual understanding of these documents and information ensures to make a conscious decision about whether investing into the Fund is in line with the investor's risk tolerance!

The informative documentation is available on the website www.mbhalapkezo.hu and at the distribution places of the relevant distributors.

This document is a marketing communication material according to 55 of Section (1) Paragraph 4 of the Act on Collective Investment Trust and Their Managers, and on the Amendment of Financial Regulations, but does not mean any offer for distribution, and is not an investment- or a taxing advice.

The Fund Manager is MBH Alapkezelő Zrt. (number of supervisory licence: **H-EN-III-22/2022**), Chief Distributor of the Fund is MBH Bank Nyrt. (number of supervisory licence: H-EN-I-57/2023., member of the Budapest Stock Exchange).